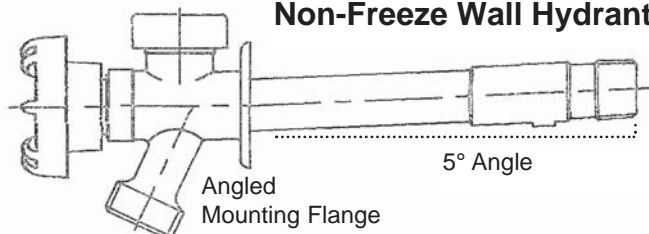




Quarter Turn *ēcoturn*™ Anti-Siphon & Non-Freeze Wall Hydrant Installation Instructions

Patented

Anti-Siphon Non-Freeze Wall Hydrant

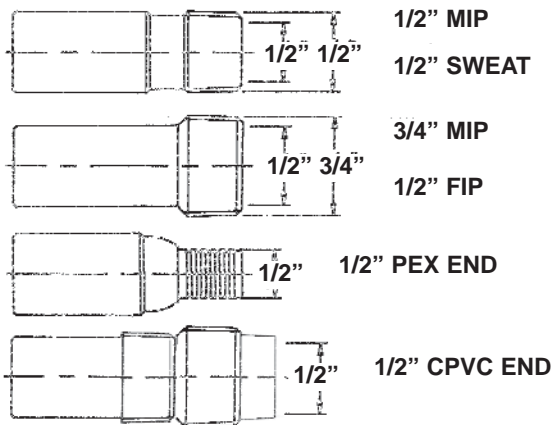


In addition to protection from freezing, the anti-siphon protects against possible outside water being siphoned back into water supply systems.

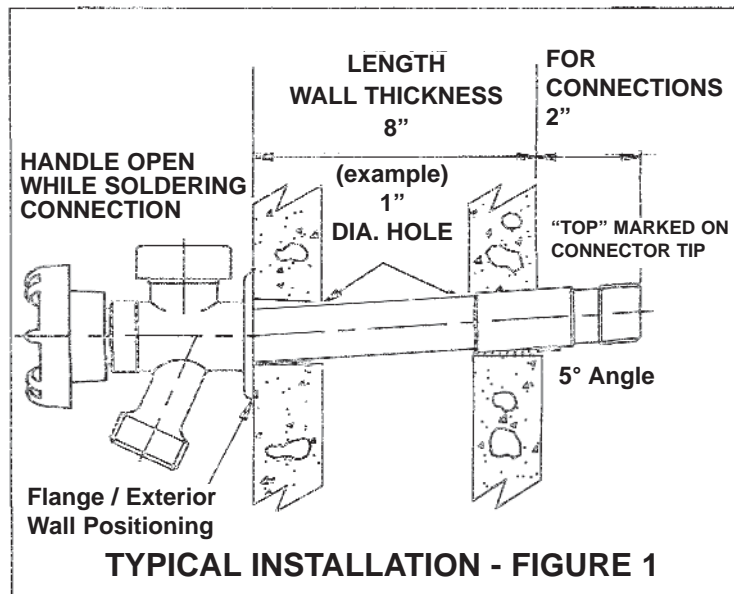
How to Install-

1. Bore a 1" diameter hole through the foundation wall or the floor joist band pitched upward at a **5° angle** and insert the wall hydrant from outside. Note Figure 1.
2. Position wall hydrant so the outside spout is pointed down. To check spout position from inside the building, note that when the word "TOP" marked on the connector tip faces up, the outside spout is down. (see figure 1)
3. Install the wall hydrant so that the mounting flange is flush with the exterior wall. This will ensure complete drainage (see figure 1). Draining is necessary for non-freeze performance.
4. If inside connection is to be soldered, turn handle to fully open position before applying heat. If installing on PEX tubing, follow pipe manufacturer's instructions for a secure connection.
CAUTION: Direct flame away from valve.
5. Secure hydrant flange with two #8 or #10 exterior grade wood screws (of proper length) or with appropriate masonry hardware.

Configurations



Make certain that the hydrant connector tip size matches existing water supply lines, and that through-the-wall length is adequate: available configurations are indicated above



IMPORTANT - TO ASSURE PROPER DRAINAGE

Turn hydrant handle to closed position and detach hose from spout during freezing weather. If hose is left attached, the wall hydrant cannot drain properly and trapped water may freeze and damage the hydrant thereby nullifying the warranty.

The wall hydrant assures non-freeze operation because the valve mechanism shuts off water inside the building, where it is heated. If building will be unheated for any length of time, then all water lines should be drained and plumbing fixtures winterized.

Patent US 5,392,805
CAN 2,211,042
D 527,797

ANSI/NSF 61-9

