



**JOHN L.
SCHULTZ** LTD.
LTÉE.

CATALOGUE 2023

Valves • Faucets • Specialties • Fittings • Nipples

www.johnlschultz.com



Welcome

John L. Schultz Ltd. is a Canadian owned and operated import-distributor of plumbing products. Established in 1954, we serve the Hardware, Home Centre and Plumbing Wholesale industries across Canada.

John L. Schultz Ltd. ships to all 10 provinces from our 60,000 ft² distribution centre in Dorval, Quebec. We offer an extensive network of sales and service representatives focused on all channels of distribution.



AQUA-DYNAMIC is the brand name of plumbing products offered exclusively by John L Schultz Ltd. The AQUA-DYNAMIC family comprises a large variety of quality products for your consideration including:

Valves

Faucets

Plumbing Specialties

Fittings & Nipples

Our Schultz team looks forward to working with you.


www.johnlschultz.com



Valves



VALVES	PAGE
BALL VALVES - BRASS Compression, Push-Fit, , with Drain, PEX, F1960, Solder	1-4
BALL VALVES - GAS One and Two-Piece Body	4
BALL VALVES - PVC Push-Fit, Solvent, Threaded, True Union, White & Grey	5-6
BARREL AND DRUM FAUCETS	16
BOILER DRAINS Angle, Straight, Multi-Turn, Quarter Turn, Compression, PEX, F1960, Push-Fit, Male, Sweat	8-9
DUAL WASHING MACHINE VALVES	10
FLOAT VALVES	16
FOOT VALVES	14
GATE VALVES Compression, Threaded, Solder	6
HOSE BIBBS Multi-Turn, Quarter Turn, Push-Fit, Male, Sweat	9
IN-LINE CHECK VALVES - BRASS, PVC Threaded, Solder, Solvent	13-14
NON-FREEZE WALL HYDRANTS Multi-Turn, Quarter Turn, Hot & Cold, Heavy Duty, Anti-Siphon, Solder, PEX, Push-Fit, Repair Kits	11-13
OIL TANK VALVES	15
RADIATOR VALVES	15
SILLCOCKS Multi-Turn, Quarter Turn, PEX, F1960, Push-Fit, Female, Solder	10
STOP VALVES Compression, Threaded, Solder, PEX, with Drain, O-Ring Stems.	7-8
SUPPLY STOPS Multi-Turn, Quarter Turn, Angle, Straight, Tee, with Drain, , Compression, PEX, F1960, Push-Fit, Female, Solder	16-18
SWING CHECK VALVES Threaded, Solder	14
THERMOSTATIC MIXING VALVES PEX, F1960, Solder	15
TOILET TANK ANTI-SWEAT VALVES	16
VACUUM BREAKERS Standard, Automatic Draining, Repair Kits.	13
WATER HAMMER ARRESTER VALVES Angle, Straight, Compression, PEX, F1960, Push-Fit, Solder	18
WATER PRESSURE REDUCING VALVES	15

Click to navigate 



BALL VALVES - FULL PORT - LEAD FREE

- ⚙ Forged brass body, PTFE seats
- ⚙ Meets NSF/ANSI 372 lead free standard
- ⚙ CSA, cUPC certified
- ⚙ -29° to 149°C temperature range, 200 PSI



PART NO.	TYPE	SIZE	INNER	MASTER
1197-000	Threaded	1/8"	20	200
1197-001	Threaded	1/4"	20	200
1197-002	Threaded	3/8"	10	150
1197-003	Threaded	1/2"	10	100
1197-004	Threaded	3/4"	10	80
1197-005	Threaded	1"	5	50
1197-006	Threaded	1 1/4"	5	30
1197-007	Threaded	1 1/2"	4	20
1197-008	Threaded	2"	2	16
1197-503	Solder	1/2"	10	100
1197-504	Solder	3/4"	10	80
1197-505	Solder	1"	6	48

BALL VALVES - PUSH-FIT - LEAD FREE


- ⚙ Forged brass body
- ⚙ Easy installation - no solder, flux or glues required
- ⚙ Joins copper, CPVC and PEX tubing in any combination
- ⚙ cUPC certified
- ⚙ Meets NSF/ANSI 372 lead free standard
- ⚙ -18° to 93°C temperature range, 200 PSI



PART NO.	TYPE	SIZE	INNER	MASTER
1107-923	Push-Fit	1/2"	5	50
1107-924	Push-Fit	3/4"	5	50
1107-925	Push-Fit	1"	5	50
1107-933	Push-Fit with Drain	1/2"	6	36
1107-934	Push-Fit with Drain	3/4"	6	36

BALL VALVES - FULL PORT - COMPRESSION - LEAD FREE

- ⚙ Forged brass body
- ⚙ PTFE seats
- ⚙ Compression ends allow solderless connection to copper tubing
- ⚙ CSA, cUPC certified
- ⚙ Meets NSF/ANSI 372 lead free standard
- ⚙ -29° to 149°C temperature range, 200 PSI



PART NO.	TYPE	SIZE	INNER	MASTER
1197-023	Compression	1/2"	6	36
1197-024	Compression	3/4"	6	36
1197-025	Compression	1"	6	24
1197-033	Compression with Drain	1/2"	6	36
1197-034	Compression with Drain	3/4"	6	36
1197-035	Compression with Drain	1"	6	24

Valves

BALL VALVES - FULL PORT - WITH DRAIN - LEAD FREE



- ⚙ Forged brass body
- ⚙ This valve can be used to regulate flow or as a shutoff
- ⚙ Drain cap allows draining of the non-pressure side of the valve when closed
- ⚙ CSA, cUPC certified
- ⚙ PTFE seats
- ⚙ Meets NSF/ANSI 372 lead free standard
- ⚙ -18° to 82°C temperature range, 200 PSI


PART NO.	TYPE	SIZE	INNER	MASTER
1197-553	Solder	1/2"	10	100
1197-554	Solder	3/4"	10	60
1197-555	Solder	1"	6	36
1197-753	Threaded	1/2"	10	100
1197-754	Threaded	3/4"	10	60
1197-755	Threaded	1"	6	36



BALL VALVES - STANDARD PORT - LEAD FREE

- ⚙ Forged brass body
- ⚙ PTFE seats
- ⚙ cUPC certified
- ⚙ Meets NSF/ANSI 372 lead free standard
- ⚙ -18° to 82°C temperature range, 600 PSI

PART NO.	TYPE	SIZE	INNER	MASTER
1197-903	Threaded	1/2"	10	100
1197-904	Threaded	3/4"	10	100
1197-905	Threaded	1"	10	50
1197-803	Solder	1/2"	10	100
1197-804	Solder	3/4"	10	100



BALL VALVES - PEX - LEAD FREE

- ⚙ Forged brass body
- ⚙ For use in F1807 PEX or F1960 PEX systems
- ⚙ This valve can be used to regulate flow or as a shutoff
- ⚙ cUPC certified
- ⚙ Meets NSF/ANSI 372 lead free standard
- ⚙ 80°C maximum temperature range, 200 PSI

PART NO.	TYPE	SIZE	INNER	MASTER
1197-343	PEX Lever Handle	1/2"	10	120
1197-344	PEX Lever Handle	3/4"	10	80
1197-345	PEX Lever Handle	1"	6	48
1197-373	F1960 PEX Lever Handle	1/2"	10	120
1197-374	F1960 PEX Lever Handle	3/4"	10	80
NEW 1197-375	F1960 PEX Lever Handle	1"	6	48
NEW 1197-376	F1960 PEX Lever Handle	1 1/4"	4	36
NEW 1197-377	F1960 PEX Lever Handle	1 1/2"	2	24
NEW 1197-378	F1960 PEX Lever Handle	2"	2	12
NEW 1197-379	F1960 PEX Lever Handle	2 1/2"	2	2
NEW 1197-380	F1960 PEX Lever Handle	3"	2	2
1197-393	PEX, Butterfly Handle	1/2"	10	120
1197-394	PEX Butterfly Handle	3/4"	10	80
1197-395	PEX Butterfly Handle	1"	6	48

PEX, Lever Handle

F1960 PEX, Lever Handle



PEX, Butterfly Handle

BALL VALVES - WITH DRAIN - PEX - LEAD FREE



- ⚙ Forged brass body
- ⚙ For use in F1807 PEX systems
- ⚙ This valve can be used to regulate flow or as a shutoff.
- ⚙ cUPC certified
- ⚙ Meets NSF/ANSI 372 lead free standard
- ⚙ 80°C maximum temperature, 200 PSI



NEW

PART NO.	TYPE	SIZE	INNER	MASTER
1991-623	PEX, Lever Handle	1/2"	10	120
1991-624	PEX, Lever Handle	3/4"	10	100
1991-625	PEX, Lever Handle	1"	6	48
1197-743	PEX, Butterfly Handle	1/2"	10	120
1197-744	PEX, Butterfly Handle	3/4"	10	80
1197-745	PEX, Butterfly Handle	1"	6	48

BALL VALVES - SOLDER x PEX - LEAD FREE



- ⚙ Forged brass body
- ⚙ PTFE seats
- ⚙ This valve can be used to regulate flow or as a shutoff
- ⚙ cUPC certified
- ⚙ Meets NSF/ANSI 372 lead free standard
- ⚙ 80°C maximum temperature, 200 PSI

NEW

PART NO.	TYPE	SIZE	INNER	MASTER
1197-543	Solder x PEX	1/2"	10	100
1197-544	Solder x PEX	3/4"	10	100
1197-545	Solder x PEX	1"	6	48

BALL VALVES - WITH DRAIN - SOLDER x PEX - LEAD FREE



- ⚙ Forged brass body
- ⚙ PTFE seats
- ⚙ This valve can be used to regulate flow or as a shutoff
- ⚙ cUPC certified
- ⚙ Meets NSF/ANSI 372 lead free standard
- ⚙ 80°C maximum temperature, 200 PSI

NEW

PART NO.	TYPE	SIZE	INNER	MASTER
1197-443	Solder x PEX with Drain	1/2"	10	100
1197-444	Solder x PEX with Drain	3/4"	10	80
1197-445	Solder x PEX with Drain	1"	6	48

BALL VALVES - COMPRESSION x PEX - LEAD FREE



- ⚙ Forged brass body
- ⚙ PTFE seats
- ⚙ This valve can be used to regulate flow or as a shutoff
- ⚙ cUPC certified
- ⚙ Meets NSF/ANSI 372 lead free standard
- ⚙ 80°C maximum temperature, 200 PSI

PART NO.	TYPE	SIZE	INNER	MASTER
1197-643	Compression x PEX	1/2"	10	100
1197-644	Compression x PEX	3/4"	6	48

Valves

BALL VALVES - FULL PORT



⚙️ Threaded valves Gas approvals: CSA/CUS - ANSI Z21.15/CGA 9.1, ASME B16.44, CGA CR 91-002, CAN/CGA3.16, ASME B16.33 & ASME B16.38. UL, FM certified

⚙️ Two-piece forged brass body, blowout proof stem
⚙️ Solder valves are FM certified
⚙️ -20° to 90°C temperature range, 600 PSI



PART NO.	TYPE	SIZE	INNER	MASTER
1107-821	Threaded	1/4"	15	120
1107-822	Threaded	3/8"	15	120
1107-823	Threaded	1/2"	15	120
1107-824	Threaded	3/4"	10	60
1107-825	Threaded	1"	8	48
1107-826	Threaded	1 1/4"	4	24
1107-827	Threaded	1 1/2"	2	24
1107-828	Threaded	2"	2	12
1107-829	Threaded	2 1/2"	2	6
1107-830	Threaded	3"	2	4
1107-831	Threaded	4"	2	2
1107-843	Solder	1/2"	15	120
1107-844	Solder	3/4"	10	60
1107-845	Solder	1"	8	48
1107-846	Solder	1 1/4"	4	24
1107-847	Solder	1 1/2"	2	24
1107-848	Solder	2"	2	12
1107-849	Solder	2 1/2"	2	6
1107-850	Solder	3"	2	4
1107-851	Solder	4"	2	2

GAS BALL VALVES - ONE-PIECE BODY



⚙️ One-piece forged brass body
⚙️ ASME B16.44 for use in above ground piping systems up to 5 PSI
⚙️ ANSI / ASME B16.33 for use with natural, manufactured, mixed and liquefied petroleum gases or propane gas and LP gas-air mixtures

⚙️ 1/2 PSIG and 5G
⚙️ UL and FM certified
⚙️ CGA CR91-002 Certified for use on piping
⚙️ ANSI Z21.15/CSA 9.1 certified for appliances, appliance connectors and hose end valves
⚙️ Max. Temp. Rating: 90°C
⚙️ Max. Pressure Rating: 145 PSI



PART NO.	TYPE	SIZE	INNER	MASTER
1110-523	Lever Handle	1/2"	10	100
1110-524	Lever Handle	3/4"	10	100

BALL VALVES - TWO-PIECE BODY



⚙️ Forged brass body
⚙️ CSA/CUS gas approval: ANSI Z21.15 & CGA 9.1, CGA 91-002 & ASME B16.44

⚙️ Double O-ring packing
⚙️ PTFE seats
⚙️ -20° to 80°C temperature range, 250 PSI



PART NO.	TYPE	SIZE	INNER	MASTER
1110-923	Female x Female	1/2"	10	100
1110-924	Female x Female	3/4"	10	100
1114-522	Flare x Female	3/8" x 1/2"	10	100
1114-523	Flare x Female	1/2" x 1/2"	10	100
1116-503	Flare x Flare	1/2"	10	100



PVC BALL VALVES - PUSH-FIT - LEAD FREE

- Sure Seal window allows view of pipe connection
- Use without solvents
- Quarter-Turn Operation
- NSF certified
- Fits both Schedule 40 and Schedule 80 pipe

PART NO.	TYPE	SIZE	INNER	MASTER
1107-233	Push-Fit	1/2"	10	40
1107-244	Push-Fit	3/4"	8	32



PVC BALL VALVES - WHITE

- Manufactured in an ISO 9002 facility
- White color, EPDM seats
- EPDM O-Rings
- Fits both Schedule 40 and Schedule 80 PVC pipe
- NSF certified
- Rated 150 PSI at 23°C

PART NO.	TYPE	SIZE	INNER	MASTER
1107-133	Threaded - Schedule 40 only	1/2"	10	100
1107-134	Threaded - Schedule 40 only	3/4"	5	60
1107-135	Threaded - Schedule 40 only	1"	5	40
1107-136	Threaded - Schedule 40 only	1 1/4"	5	30
1107-137	Threaded - Schedule 40 only	1 1/2"	4	24
1107-138	Threaded	2"	2	16
1107-633	Solvent	1/2"	10	100
1107-634	Solvent	3/4"	5	60
1107-635	Solvent	1"	5	40
1107-636	Solvent	1 1/4"	5	30
1107-637	Solvent	1 1/2"	4	24
1107-638	Solvent	2"	2	16
1107-639	Solvent	2 1/2"		12
1107-640	Solvent	3"		6



PVC BALL VALVES - GREY

- Manufactured in an ISO 9002 facility
- Grey colour, Teflon® seats
- EPDM O-Rings
- Fits both Schedule 40 and Schedule 80 PVC pipe
- NSF certified
- Rated 150 PSI at 23°C

PART NO.	TYPE	SIZE	INNER	MASTER
1107-103	Threaded	1/2"	10	100
1107-104	Threaded	3/4"	5	60
1107-105	Threaded	1"	5	40
1107-106	Threaded	1 1/4"	5	30
1107-107	Threaded	1 1/2"	4	24
1107-108	Threaded	2"	2	16
1107-603	Solvent	1/2"	10	100
1107-604	Solvent	3/4"	5	60
1107-605	Solvent	1"	5	40
1107-606	Solvent	1 1/4"	5	30
1107-607	Solvent	1 1/2"	4	24
1107-608	Solvent	2"	2	16

Valves

PVC BALL VALVES - TRUE UNION



- ⚙️ Included with both threaded & solvent ends
- ⚙️ Grey colour, Teflon® seats
- ⚙️ EPDM stem O-rings
- ⚙️ Fits Schedule 40 & Schedule 80 PVC pipe
- ⚙️ NSF certified
- ⚙️ Rated at 150 PSI at 23°C

PART NO.	TYPE	SIZE	MASTER
1107-203	Threaded or Solvent	1/2"	48
1107-204	Threaded or Solvent	3/4"	36
1107-205	Threaded or Solvent	1"	24
1107-206	Threaded or Solvent	1 1/4"	24
1107-207	Threaded or Solvent	1 1/2"	24
1107-208	Threaded or Solvent	2"	12
NEW 1107-210	Threaded or Solvent	3"	6
NEW 1107-211	Threaded or Solvent	4"	2

GATE VALVES - LEAD FREE



- ⚙️ Brass construction, Teflon packing, cast iron handle
- ⚙️ Full Port, non-rising stem
- ⚙️ Use in a fully open or fully closed position
- ⚙️ Meets NSF/ANSI 372 lead free standard
- ⚙️ -18° to 82°C temperature range, 200 PSI

PART NO.	TYPE	SIZE	INNER	MASTER
1190-003	Threaded	1/2"	10	100
1190-004	Threaded	3/4"	5	60
1190-005	Threaded	1"	5	40
1190-006	Threaded	1 1/4"	5	30
1190-007	Threaded	1 1/2"	4	24
1190-008	Threaded	2"	2	16
1190-503	Solder	1/2"	10	100
1190-504	Solder	3/4"	5	60
1190-505	Solder	1"	5	40

GATE VALVES - COMPRESSION - LEAD FREE



- ⚙️ Non rising stem, cast iron handle
- ⚙️ Meets NSF/ANSI 372 lead free standard
- ⚙️ 80°C maximum temperature, 200 PSI

PART NO.	TYPE	SIZE	INNER	MASTER
1190-803	Compression	1/2"	6	48
1190-804	Compression	3/4"	4	32



Threaded



Threaded with drain



STOP VALVES - LEAD FREE

- ⚙ Cast iron handle
- ⚙ Stop & Waste valves allow the draining of the non pressure side of valve when closed
- ⚙ CSA, cUPC certified
- ⚙ Meets NSF/ANSI 372 lead free standard
- ⚙ -29° to 93°C temperature range, 125 PSI

PART NO.	TYPE	SIZE	INNER	MASTER
1195-003	Threaded	1/2"	12	72
1195-004	Threaded	3/4"	6	36
1195-103	Threaded with Drain	1/2"	12	72
1195-104	Threaded with Drain	3/4"	6	36
1195-503	Solder	1/2"	12	72
1195-504	Solder	3/4"	6	36
1195-603	Solder with Drain	1/2"	12	72
1195-604	Solder with Drain	3/4"	6	36
1195-703	Solder - Angle	1/2"	12	72
1195-704	Solder - Angle	3/4"	12	72



Solder



Solder with drain



Solder - Angle

STOP VALVES - PEX - LEAD FREE

- ⚙ Cast iron handle
- ⚙ For use in F1807 PEX systems
- ⚙ CSA certified
- ⚙ Meets NSF/ANSI 372 lead free standard

PART NO.	TYPE	SIZE	INNER	MASTER
1195-543	PEX	1/2"	12	72



STOP VALVES - COMPRESSION - LEAD FREE

- ⚙ Cast iron handle
- ⚙ Stop & Waste valves allow the draining of the non-pressure side of valve when closed
- ⚙ CSA certified
- ⚙ Meets NSF/ANSI 372 lead free standard
- ⚙ -29° to 93°C temperature range, 125 PSI

PART NO.	TYPE	SIZE	INNER	MASTER
1195-513	Compression	1/2"	12	72
1195-514	Compression	3/4"	6	36
1195-613	Compression with Drain	1/2"	12	72
1195-614	Compression with Drain	3/4"	6	36



DRAIN CAPS

- ⚙ Replacement part for Aqua-Dynamic stop valves or ball valves
- ⚙ Brass drain cap allows draining of the non-pressure side of the valve when closed

PART NO.	TYPE	INNER	MASTER
888-209	For 1195 Series Stop Valves with Drain	10	1000
888-211	For 1197 Series Ball Valves with Drain		10



Valves

STOP VALVES - O-RING STEMS - LEAD FREE


- ⚙️ Solid brass construction
- ⚙️ Replaceable O-ring type stems
- ⚙️ Plastic triangular handles
- ⚙️ CSA, cUPC certified
- ⚙️ Meets NSF/ANSI 372 lead free standard
- ⚙️ -18° to 82°C temperature range, 125 PSI

PART NO.	TYPE	SIZE	INNER	MASTER
1395-503	Solder	1/2"	12	72
1395-504	Solder	3/4"	12	72
1395-603	Solder with drain	1/2"	12	72
1395-604	Solder with drain	3/4"	12	72



Male - Multi Turn

Male - Quarter Turn



PEX - Quarter Turn

F1960 PEX - Quarter Turn

BOILER DRAINS - ANGLE BODY

- ⚙️ Solid brass construction
- ⚙️ 3/4" hose thread outlet
- ⚙️ CSA, cUPC certified
- ⚙️ Meets NSF 61-9 low lead standard
- ⚙️ -29° to 93°C temperature range, 125 PSI

PART NO.	TYPE	SIZE	INNER	MASTER
1102-043	Male* - Multi turn	1/2"	12	72
1102-044	Male - Multi turn	3/4"	12	72
1102-353	Male* - Quarter turn	1/2"	25	150
1102-354	Male - Quarter turn	3/4"	25	150
1102-453	PEX - Quarter turn	1/2"	25	150
1102-473	F1960 PEX - Quarter turn	1/2"	25	150

*1/2" Male boiler drains have combination 1/2" threaded and 1/2" copper sweat inlet connections.

BOILER DRAINS - PEX CONNECTION

- ⚙️ 3/4" hose thread outlet
- ⚙️ Cast iron handle
- ⚙️ CSA, CUPC certified
- ⚙️ Meets NSF 61-9 low lead standards
- ⚙️ -29° to 93°C temperature range, 125 PSI

PART NO.	TYPE	SIZE	INNER	MASTER
1102-653	PEX Inlet	1/2"	12	72




BOILER DRAINS - STRAIGHT BODY

- ⚙️ Cast iron handle
- ⚙️ 3/4" hose thread outlet
- ⚙️ CSA, cUPC certified
- ⚙️ Meets NSF 61-9 low lead standards
- ⚙️ -29° to 93°C temperature range, 125 PSI

PART NO.	TYPE	SIZE	INNER	MASTER
1102-003	Male* - Multi turn	1/2"	12	72
1102-004	Male - Multi turn	3/4"	12	72
1102-053	Male* - Quarter turn	1/2"	25	150
1102-054	Male - Quarter turn	3/4"	25	150
1102-063	PEX - Quarter turn	1/2"	25	150
1102-073	F1960 PEX - Quarter turn	1/2"	25	150

*1/2" Male boiler drains have combination 1/2" threaded and 1/2" copper sweat inlet connections.



Male Multi Turn

Male Quarter Turn

PEX Quarter Turn

F1960 PEX Quarter Turn



BOILER DRAINS - O-RING STEMS

- ⚙️ Solid brass construction
- ⚙️ Replaceable O-ring type stems
- ⚙️ Plastic triangular handles
- ⚙️ CSA certified
- ⚙️ Meets NSF 61-9 low lead standards
- ⚙️ -18° to 82°C temperature range, 125 PSI

PART NO.	TYPE	SIZE	INNER	MASTER
1382-043	Male*	1/2"	12	72
1382-044	Male	3/4"	12	72

*1/2" Male boiler drains have combination 1/2" threaded and 1/2" copper sweat inlet connections.



BOILER DRAINS - COMPRESSION CONNECTION

- ⚙️ 3/4" hose thread outlet
- ⚙️ Cast iron handle
- ⚙️ CSA, cUPC certified
- ⚙️ Meets NSF 61-9 low lead standards
- ⚙️ -29° to 93°C temperature range, 125 PSI

PART NO.	TYPE	SIZE	INNER	MASTER
1102-033	Compression Inlet	1/2"	12	72



HOSE BIBBS - PUSH-FIT

- ⚙️ 3/4" hose thread outlet
- ⚙️ Installation not removable
- ⚙️ Easy quarter turn operation
- ⚙️ cUPC certified
- ⚙️ Meets NSF 61-9 low lead standards
- ⚙️ -18° to 82°C temperature range, 125 PSI

PART NO.	TYPE	SIZE	INNER	MASTER
1102-993	Quarter turn	1/2"	12	72
1102-994	Quarter turn	3/4"	12	72



HOSE BIBBS

- ⚙️ 3/4" hose thread outlet
- ⚙️ Meets NSF 61-9 low lead standards
- ⚙️ CSA, cUPC certified
- ⚙️ -29° to 93°C temperature range, 125 PSI

PART NO.	TYPE	SIZE	INNER	MASTER
1103-003	Male* - Multi turn	1/2"	12	72
1103-004	Male - Multi turn	3/4"	12	72
1103-053	Male* - Quarter turn	1/2"	25	150
1103-054	Male - Quarter turn	3/4"	25	150

*1/2" Male hose bibbs have combination 1/2" threaded and 1/2" copper sweat inlet connections.

Valves

DUAL WASHING MACHINE VALVES



- ⚙️ 3/4" hose thread outlet
- ⚙️ Pipe threads comply with ANSI B.1.20.1
- ⚙️ Hose threads comply with ANSI B2.4
- ⚙️ Solder ends comply with ANSI B16.18

PART NO.	TYPE	SIZE	MASTER
1102-207	Threaded*	1/2"	24
1102-208	Solder	1/2"	24

*1/2" dual washing machine valves have combination 1/2" threaded and 1/2" copper sweat inlet connections.

SILLCOCKS

- ⚙️ Notched flange for stable installation
- ⚙️ CSA, cUPC certified
- ⚙️ 3/4" hose thread outlet
- ⚙️ Meets NSF 61-9 low lead standards
- ⚙️ Generally used as an outside faucet
- ⚙️ -18° to 82° temperature range, 125 PSI

PART NO.	TYPE	SIZE	INNER	MASTER
1108-003	Female - Multi turn	1/2"	12	72
1108-004	Female - Multi turn	3/4"	12	72
1108-503	Solder - Multi turn	1/2" & 3/4"	12	72
1108-403	PEX - Multi turn	1/2"	12	72
1108-053	Female - Quarter turn	1/2"	20	80
1108-054	Female - Quarter turn	3/4"	20	80
1108-553	Solder - Quarter turn	1/2" & 3/4"		20
1108-653	PEX - Quarter turn	1/2"	12	72
1108-673	P1960 PEX - Quarter turn	1/2"	25	150

JOHN L. SCHULTZ LTD.



Female Multi Turn Solder Multi Turn PEX Multi Turn



Female Quarter Turn Solder Quarter Turn



PEX Quarter Turn F1960 PEX Quarter Turn

SILLCOCKS - PUSH-FIT

- ⚙️ Notched flange for stable installation
- ⚙️ cUPC certified
- ⚙️ 3/4" hose thread outlet
- ⚙️ Meets NSF 61-9 low lead standards
- ⚙️ Permanent install
- ⚙️ -18° to 82° temperature range, 125 PSI

PART NO.	TYPE	SIZE	INNER	MASTER
1108-993	Quarter turn	1/2"	12	72



GARDEN HOSE VALVES

- ⚙️ Easy quarter turn operation
- ⚙️ CSA, cUPC certified
- ⚙️ Meets NSF 61-9 low lead standards
- ⚙️ -29° to 93° temperature range, 125 PSI

PART NO.	TYPE	SIZE	INNER	MASTER
1487-344	3/4" Female x 3/4" Hose	3/4"	10	100





NON-FREEZE WALL HYDRANTS - ANTI-SIPHON QUARTER TURN



- ⚙️ Lead free soldered construction
- ⚙️ Chrome plated body & tube, built in lockshield
- ⚙️ Notched flange for stable installation
- ⚙️ Quarter turn operation makes positive shutoff easy
- ⚙️ 3/4" hose thread outlet
- ⚙️ Built in backflow preventer, automatic draining
- ⚙️ Meets NSF 61-9 low lead standard, CSA certified
- ⚙️ -18° to 82° temperature range, 125 PSI

PART NO.	TYPE	LENGTH	MASTER
1104-551	1/2" Male x 1/2" Solder	4"	20
1104-553	1/2" Male x 1/2" Solder	6"	20
1104-555	1/2" Male x 1/2" Solder	8"	20
1104-557	1/2" Male x 1/2" Solder	10"	20
1104-559	1/2" Male x 1/2" Solder	12"	20
1104-561	1/2" Male x 1/2" Solder	14"	20
1104-711	1/2" PEX	4"	20
1104-713	1/2" PEX	6"	20
1104-715	1/2" PEX	8"	20
1104-717	1/2" PEX	10"	20
1104-719	1/2" PEX	12"	20
1104-721	1/2" PEX	14"	20



NON-FREEZE WALL HYDRANTS - MULTI TURN



- ⚙️ Chrome plated body & tube
- ⚙️ Notched flange for stable installation
- ⚙️ Built in lockshield, 3/4" hose thread outlet
- ⚙️ Lead free silver soldered construction
- ⚙️ CSA certified
- ⚙️ Meets NSF 61-9 low lead standard

PART NO.	TYPE	LENGTH	INNER	MASTER
1390-040	1/2" Male x 1/2" Solder	4"	2	20
1390-060	1/2" Male x 1/2" Solder	6"	2	20
1390-080	1/2" Male x 1/2" Solder	8"	2	20
1390-100	1/2" Male x 1/2" Solder	10"	2	20
1390-120	1/2" Male x 1/2" Solder	12"	2	20
1390-140	1/2" Male x 1/2" Solder	14"	2	20

NON-FREEZE WALL HYDRANTS - MULTI TURN



- ⚙️ Chrome plated body & tube
- ⚙️ Notched flange for stable installation
- ⚙️ Built in lockshield, 3/4" hose thread outlet
- ⚙️ Lead free silver soldered construction
- ⚙️ Meets NSF 61-9 low lead standard

PART NO.	TYPE	LENGTH	MASTER
1391-120	1/2" Male x 1/2" Solder	12"	10

Valves



NON-FREEZE WALL HYDRANTS - ANTI-SIPHON - MULTI TURN

- ⚙️ *Lead free soldered construction*
- ⚙️ *3/4" hose thread outlet*
- ⚙️ *Chrome plated body & tub, built in lockshield*
- ⚙️ *CSA certified*
- ⚙️ *Notched flange for stable installation*
- ⚙️ *Built in backflow preventer, automatic draining*
- ⚙️ *Meets NSF 61-9 low lead standards*



PART NO.	TYPE	LENGTH	INNER	MASTER
1392-040	1/2" Male x 1/2" Solder	4"	2	20
1392-060	1/2" Male x 1/2" Solder	6"	2	20
1392-080	1/2" Male x 1/2" Solder	8"	2	20
1392-100	1/2" Male x 1/2" Solder	10"	2	20
1392-120	1/2" Male x 1/2" Solder	12"	2	20
1392-140	1/2" Male x 1/2" Solder	14"	2	20
1393-080	1/2" PEX	8"	2	20
1393-100	1/2" PEX	10"	2	20
1393-120	1/2" PEX	12"	2	20
1393-140	1/2" PEX	14"	2	20



NON-FREEZE WALL HYDRANTS - ANTI-SIPHON - PUSH-FIT

- ⚙️ *Lead free soldered construction*
- ⚙️ *Multi turn*
- ⚙️ *3/4" hose thread outlet*
- ⚙️ *Notched flange for stable installation*
- ⚙️ *Built in backflow preventer, automatic draining*
- ⚙️ *cUPC certified*
- ⚙️ *Meets NSF 61-9 low lead standards*
- ⚙️ *-18° to 82° temperature range, 125 PSI*



PART NO.	TYPE	LENGTH	INNER	MASTER
1394-080	1/2" Push-Fit	8"	6	24
1394-100	1/2" Push-Fit	10"	6	24
1394-120	1/2" Push-Fit	12"	6	24
1394-140	1/2" Push-Fit	14"	6	24



NON-FREEZE WALL HYDRANTS - HEAVY DUTY - MULTI TURN

- ⚙️ *Rough brass body & tube, built in lockshield*
- ⚙️ *Notched flange for stable installation*
- ⚙️ *Solid brass stem, 3/4" hose thread outlet*
- ⚙️ *Lead free soldered construction*
- ⚙️ *CSA certified*
- ⚙️ *Meets NSF 61-9 low lead standard*



PART NO.	TYPE	LENGTH	INNER	MASTER
1395-080	1/2" Male x 1/2" Solder	8"	2	20
1395-100	1/2" Male x 1/2" Solder	10"	2	20
1395-120	1/2" Male x 1/2" Solder	12"	2	20
1395-140	1/2" Male x 1/2" Solder	14"	2	20
1396-100	1/2" Male x 1/2" Female	10"	2	20
1396-120	1/2" Male x 1/2" Female	12"	2	20
1396-140	1/2" Male x 1/2" Female	14"	2	20

NEW

NON-FREEZE WALL HYDRANT REPAIR KITS

- ⚙ For use with non freeze valves
- ⚙ Includes stem assembly and vacuum breaker kit
- ⚙ Instructions included



1900 Series



1905 Series

PART NO.	TYPE	INNER	MASTER
1900-004	For 1104-551 and 1104-711	5	25
1900-006	For 1104-553 and 1104-713	5	25
1900-008	For 1104-555 and 1104-715	5	25
1900-010	For 1104-557 and 1104-717	5	25
1900-012	For 1104-559 and 1104-719	5	25
1900-014	For 1104-561 and 1104-721	5	25
1905-006	For 1392-060	5	25
1905-008	For 1392-080 and 1393-080	5	25
1905-010	For 1392-100 and 1393-100	5	25
1905-012	For 1392-120 and 1393-120	5	25
1905-014	For 1392-140 and 1393-140	5	25

VACUUM BREAKER KIT

- ⚙ Replacement vacuum breaker kits for Aqua-Dynamic non-freeze wall hydrants
- ⚙ Instructions included



PART NO.	TYPE	INNER	MASTER
888-182	For 1104 Series Non-Freeze - Round		100
888-183	1104 Series Non-Freeze - 6-Sided		100
888-183P	For 1392 and 1393 Series Non-Freeze - 6 Sided	10	60

VACUUM BREAKERS



- ⚙ Fits any 3/4" hose thread outlet
- ⚙ Break off attachment screw for permanent installation
- ⚙ cUPC certified
- ⚙ -18° to 82° temperature range, 125 PSI



PART NO.	TYPE	SIZE	INNER	MASTER
1108-904	Standard	3/4"	12	192
1108-922	Automatic Draining	3/4"		100

IN LINE CHECK VALVES - LEAD FREE



- ⚙ Spring loaded brass poppet
- ⚙ Can be used horizontally or vertically
- ⚙ Meets NSF/ANSI 372 lead free standard
- ⚙ 82°C maximum temperature, 200 PSI



PART NO.	TYPE	SIZE	INNER	MASTER
1191-303	Threaded	1/2"	15	150
1191-304	Threaded	3/4"	10	120
1191-305	Threaded	1"	8	80
1191-306	Threaded	1 1/4"	6	60
1191-307	Threaded	1 1/2"	5	40
1191-308	Threaded	2"	4	24

Valves

FOOT VALVES - LEAD FREE



- ⚙️ *Stainless steel strainer*
- ⚙️ *Spring loaded bronze poppet*
- ⚙️ *Large flow area*
- ⚙️ *Meets NSF/ANSI 372 lead free standard*
- ⚙️ *82°C maximum temperature, 200 PSI*



PART NO.	SIZE	INNER	MASTER
1590-003	1/2"	50	200
1590-004	3/4"	35	105
1590-005	1"	10	50
1590-006	1 1/4"	5	50
1590-007	1 1/2"	5	30
1590-008	2"	4	32

SWING CHECK VALVES - LEAD FREE



- ⚙️ *Rough brass body & tube, built*
- ⚙️ *Meets NSF/ANSI 372 lead free standard*
- ⚙️ *Brass disk*
- ⚙️ *-18° to 82° temperature range, 125 PSI*



PART NO.	TYPE	SIZE	INNER	MASTER
1191-003	Threaded	1/2"	10	100
1191-004	Threaded	3/4"	5	60
1191-005	Threaded	1"	5	40
1191-006	Threaded	1 1/4"	5	30
1191-007	Threaded	1 1/2"	4	24
1191-008	Threaded	2"	2	16
1191-503	Solder	1/2"	10	100
1191-504	Solder	3/4"	5	60
1191-505	Solder	1"	5	40

IN LINE CHECK VALVES - PVC

- ⚙️ *O-ring seal, not for use with compressed air*
- ⚙️ *Stainless steel spring loaded poppet*
- ⚙️ *Fits Schedule 40 & 80 pipe, white colour*
- ⚙️ *Rated at 200 PSI at 22°C*



PART NO.	TYPE	SIZE	INNER	MASTER
1101-103	Threaded	1/2"	10	120
1101-104	Threaded	3/4"	10	120
1101-105	Threaded	1"	8	96
1101-106	Threaded	1 1/4"	6	48
1101-107	Threaded	1 1/2"	4	60
1101-108	Threaded	2"	4	40
1101-603	Solvent	1/2"	10	120
1101-604	Solvent	3/4"	10	120
1101-605	Solvent	1"	8	96
1101-606	Solvent	1 1/4"	6	48
1101-607	Solvent	1 1/2"	4	48
1101-608	Solvent	2"	4	32

Valves



OIL TANK VALVE - BRASS

- ⚙️ Ball valve design
- ⚙️ Easy quarter turn operation
- ⚙️ -18° to 82°C temperature range, 125 PSI

PART NO.	TYPE	INNER	MASTER
1109-243	3/8" MIP X 1/2" MIP - Angle	10	40

NEW



THERMOSTATIC MIXING VALVES - LEAD FREE

- ⚙️ Regulates water temperature preventing scalding and thermal shock
- ⚙️ Helps reduce risk of Legionella growth in storage of domestic hot water
- ⚙️ Turning off cold water supply triggers automatic shutoff valve
- ⚙️ cUPC certified
- ⚙️ Compliant with ASSE 1017-2009 and CSA B125.3-2012

PART NO.	TYPE	SIZE	MASTER
1193-003	F1807 PEX	1/2"	24
1193-004	F1807 PEX	3/4"	24
1193-203	F1960 PEX	1/2"	24
1193-204	F1960 PEX	3/4"	24
1193-503	Solder	1/2"	24

NEW



WATER PRESSURE REDUCING VALVES - FEMALE UNION LEAD FREE

- ⚙️ Reduces incoming water pressure, protects plumbing system components and reduces water consumption
- ⚙️ Threaded female union outlet x NPT female outlet
- ⚙️ Lead free brass construction
- ⚙️ Integral stainless steel strainer
- ⚙️ 1/4" tapping for pressure gauge
- ⚙️ ASSE, CSA & cUPC certified
- ⚙️ Maximum working pressure 300 PSI

PART NO.	INLET	OUTLET	SIZE	MASTER
1194-253	Threaded Female Union	NPT Female Outlet	1/2"	16
1194-254	Threaded Female Union	NPT Female Outlet	3/4"	16
1194-255	Threaded Female Union	NPT Female Outlet	1"	12



RADIATOR VALVES - BRASS

- ⚙️ Adjustable packing
- ⚙️ For low pressure steam or circulated hot water
- ⚙️ Rising stem
- ⚙️ 82°C maximum temperature, 60 PSI

PART NO.	SIZE	INNER	MASTER
1109-303	1/2"	6	60
1109-304	3/4"	6	48

JOHN L. SCHULTZ
LTD.

Valves

FLOAT VALVES - BRONZE



- ⚙️ *Dual inlet thread for connecting pipe & locknut*
- ⚙️ *Machined flange for support against tank wall*
- ⚙️ *High tensile serrated arms*
- ⚙️ *Replaceable seals, locknut & washer included*

PART NO.	TYPE	SIZE	INNER	MASTER
1109-813	Male Inlet - Pipe Thread Outlet	1/2"	12	72
1109-814	Male Inlet - Pipe Thread Outlet	3/4"	6	36

TOILET TANK ANTI-SWEAT VALVES



- ⚙️ *Hot water adjusting screw allows hot water to be shut off or regulated*
- ⚙️ *Brass construction*
- ⚙️ *Three way installation: Threaded 1/2" IPS, Solder 1/2", Compression 1/2"*

PART NO.	SIZE	MASTER
1109-503	1/2"	40

BARREL & DRUM FAUCETS



- ⚙️ *3/4" MIP inlet*
- ⚙️ *Pipe threads comply with ANSI B1.20.1*

PART NO.	TYPE	SIZE	MASTER
1109-204	Plain Outlet - Zamac	3/4"	72

SUPPLY STOPS - QUARTER TURN - PUSH-FIT - LEAD FREE



- ⚙️ *Ball valve design*
- ⚙️ *Chrome plated, solid brass body*
- ⚙️ *Easy quarter turn operation*
- ⚙️ *Joins copper, CPVC and PEX tubing in any combination*
- ⚙️ *Easy installation: no solder, flux or glues required*
- ⚙️ *cUPC certified*
- ⚙️ *Meets NSF/ANSI 372 lead free standard*

PART NO.	INLET	OUTLET	BAG	INNER	MASTER
ANGLE VALVES					
1490-801	1/2" Push-Fit	1/4" O.D. Comp.	5	25	100
1490-802	1/2" Push-Fit	3/8" O.D. Comp.	5	25	100
1490-933	1/2" Push-Fit	1/2" Push-Fit	5	25	100
STRAIGHT VALVES					
1491-801	1/2" Push-Fit	1/4" O.D. Comp.	5	25	100
1491-802	1/2" Push-Fit	3/8" O.D. Comp.	5	25	100
1491-933	1/2" Push-Fit	1/2" Push-Fit	5	25	100



SUPPLY STOPS - QUARTER TURN - LEAD FREE

- ⚙️ *Ball valve design*
- ⚙️ *Chrome plated, solid brass body*
- ⚙️ *Easy quarter turn operation*
- ⚙️ *cUPC certified*
- ⚙️ *Meets NSF/ANSI 372 lead free standard*
- ⚙️ *80°C maximum temperature, 200 PSI*

PART NO.	INLET	OUTLET	INNER	MASTER
ANGLE VALVES				
1990-102	5/8" O.D. Compression	3/8" O.D. Comp.	25	200
1990-202	3/8" FIP	3/8" O.D. Comp.	25	200
1990-302	1/2" FIP	3/8" O.D. Comp.	25	200
1990-502	1/2" Solder	3/8" O.D. Comp.	25	200
1990-601	1/2" PEX	1/4" O.D. Comp.	25	200
1990-602	1/2" PEX	3/8" O.D. Comp.	25	200
1990-692	1/2" PEX	3/8" O.D. Comp. - 2-Pack	25	100
1986-702	1/2" F1960 PEX	3/8" O.D. Comp.	25	200
STRAIGHT VALVES				
1991-102	5/8" O.D. Compression	3/8" O.D. Comp.	25	200
1991-202	3/8" FIP	3/8" O.D. Comp.	25	200
1991-302	1/2" FIP	3/8" O.D. Comp.	25	200
1991-432	1/2" FIP Swivel	3/8" O.D. Comp.	25	200
1991-502	1/2" Solder	3/8" O.D. Comp.	25	200
1991-533	1/2" Solder	1/2" Solder	25	200
1991-601	1/2" PEX	1/4" O.D. Comp.	25	200
1991-602	1/2" PEX	3/8" O.D. Comp.	25	200
1991-612	1/2" PEX	1/2" PEX	25	200
1991-622	1/2" PEX with drain	1/2" PEX	25	200
1991-702	1/2" F1960 PEX	3/8" O.D. Comp.	25	200
1991-712	1/2" F1960 PEX	1/2" F1960 PEX	25	200
1991-902	3/8" Female Compression	3/8" O.D. Comp.	25	200

SUPPLY STOP BALL VALVES - QUARTER TURN - TEE - LEAD FREE

- ⚙️ *Chrome plated solid brass body*
- ⚙️ *Brass stem and metal handles on solder inlet valves, Celcon® stem and plastic handle on threaded or compression inlet valves*
- ⚙️ *CSA, cUPC certified*
- ⚙️ *Meets NSF/ANSI 372 lead free standard*
- ⚙️ *-29° to 93°C temperature range, 125 PSI*

PART NO.	INLET	OUTLET	BAG	INNER	MASTER
1989-331	1/2" PEX x 1/2" PEX	1/4" O.D. Comp.		25	200
1989-332	1/2" PEX x 1/2" PEX	3/8" O.D. Comp.		25	200
1989-551	5/8" O.D. Comp. x 5/8" O.D. Comp.	1/4" O.D. Comp.		25	100
1989-552	5/8" O.D. Comp. x 5/8" O.D. Comp.	3/8" O.D. Comp.		25	100
NEW 1989-631	1/2" Push-Fit x 1/2" Push-Fit	1/4" O.D. Comp.	5	25	200
NEW 1989-632	1/2" Push Fit x 1/2" Push-Fit	3/8" O.D. Comp.	5	25	200



Valves

SUPPLY STOPS - MULTI-TURN - LEAD FREE



1912-215
1912-217



1912-219



1912-319
1912-339



1912-210
1912-212



1912-214



1912-314
1912-334

- ⚙️ Chrome plated solid brass body
- ⚙️ Brass stem and metal handles on solder inlet valves, Celcon® stem and plastic handle on threaded or compression inlet valves

- ⚙️ cUPC certified
- ⚙️ Meets NSF/ANSI 372 lead free standard
- ⚙️ 82°C maximum temperature, 125 PSI

PART NO.	INLET	OUTLET	INNER	MASTER
ANGLE VALVES				
1912-215	3/8" FIP	3/8" O.D. Comp.	25	100
1912-217	1/2" FIP	3/8" O.D. Comp.	25	100
1912-219	1/2" Solder	3/8" O.D. Comp.	25	100
1912-319	5/8" O.D. Compression	3/8" O.D. Comp.	25	100
1912-339	5/8" O.D. Compression	1/2" O.D. Comp.	25	100
STRAIGHT VALVES				
1912-210	3/8" FIP	3/8" O.D. Comp.	25	100
1912-212	1/2" FIP	3/8" O.D. Comp.	25	100
1912-214	1/2" Solder	3/8" O.D. Comp.	25	100
1912-314	5/8" O.D. Compression	3/8" O.D. Comp.	25	100
1912-334	5/8" O.D. Compression	1/2" O.D. Comp.	25	100

WATER HAMMER ARRESTER VALVES QUARTER TURN - LEAD FREE



1988-102



1988-502

- ⚙️ Ball valve design
- ⚙️ Chrome plated, solid brass body
- ⚙️ Easy quarter turn operation

- ⚙️ Integral water hammer arrester
- ⚙️ cUPC certified
- ⚙️ Meets NSF/ANSI 372 lead free standard



1988-602



1988-702



1988-902

NEW

PART NO.	INLET	OUTLET	INNER	MASTER
ANGLE VALVES				
1988-102	5/8" O.D. Comp.	3/8" O.D. Comp.	5	50
1988-502	1/2" Solder	3/8" O.D. Comp.	5	50
1988-602	1/2" PEX	3/8" O.D. Comp.	5	50
1988-702	1/2" F1960 PEX	3/8" O.D. Comp.	5	50
1988-902	1/2" Push-Fit	3/8" O.D. Comp.	5	50
STRAIGHT VALVES				
1989-102	5/8" O.D. Comp.	3/8" O.D. Comp.	5	50
1989-502	1/2" Solder	3/8" O.D. Comp.	5	50
1989-602	1/2" PEX	3/8" O.D. Comp.	5	50
1989-702	1/2" F1960 PEX	3/8" O.D. Comp.	5	50
1989-902	1/2" Push-Fit	3/8" O.D. Comp.	5	50



1989-102



1989-502



1989-702

NEW




1989-902




1989-602



Faucets



FAUCETS	PAGE
ADD- ON SHOWER KITS	28
BAR FAUCETS	25
BATH FAUCETS	28
COMPRESSION FAUCETS	25
DRINKING WATER FAUCETS	27
KITCHEN FAUCETS - SINGLE HANDLE	23
KITCHEN FAUCETS - SINGLE SINK	28
KITCHEN FAUCETS - TWO HANDLE	24-25
LAUNDRY TRAY FAUCETS	26
Heavy Duty, Deck Mount, Drip Connection, with Bracket	
LAVATORY FAUCETS - SINGLE HANDLE	19
LAVATORY FAUCETS - TWO HANDLE	20-21
TUB FAUCETS	22
TUB & SHOWER FAUCETS	22
SHOWER STALL FAUCETS	28
SINGLE BASIN FAUCETS	27
WALLMOUNT FAUCETS	27
WASHING MACHINE FAUCETS	26
Concealed and Wallmount Installation	

Click to navigate 





SINGLE HANDLE LAVATORY FAUCETS - LEAD FREE

- ⚙️ Single lever handle
- ⚙️ Lead free waterways
- ⚙️ Ceramic cartridge
- ⚙️ With pop-up
- ⚙️ cUPC certified
- ⚙️ Meets NSF/ANSI 372 lead free standard

PART NO.	FINISH	MASTER
2401-104	Chrome	6



- ⚙️ Acrylic handle
- ⚙️ Lead free waterways
- ⚙️ Stainless steel ball washerless design
- ⚙️ 4" centre distance
- ⚙️ cUPC certified
- ⚙️ Meets NSF/ANSI 372 lead free standard

PART NO.	FINISH	SIZE	MASTER
2191-104	Chrome	4"	6



- ⚙️ Braided stainless steel connection lines
- ⚙️ Lead free waterways
- ⚙️ Stainless steel ball washerless design
- ⚙️ 4" centre distance
- ⚙️ cUPC certified
- ⚙️ Meets NSF/ANSI 372 lead free standard

PART NO.	FINISH	MASTER
2192-330	Chrome, metal handle, less pop-up	6
2192-331	Chrome, metal handle, with pop-up	6



- ⚙️ Metal handle
- ⚙️ Lead free waterways
- ⚙️ Ceramic cartridge
- ⚙️ 4" centre distance
- ⚙️ Braided stainless steel connection lines brass pop-up
- ⚙️ cUPC certified
- ⚙️ Meets NSF/ANSI 372 lead free standard

PART NO.	FINISH	MASTER
2191-829	Chrome	6
2191-830	PVD brushed nickel	6

Lavatory Faucets

TWO HANDLE LAVATORY FAUCETS - LEAD FREE



- ⚙️ *Two lever handles*
- ⚙️ *Brass/plastic hybrid waterways*
- ⚙️ *Washerless cartridges*
- ⚙️ *Easy installation*
- ⚙️ *cUPC certified*
- ⚙️ *Meets NSF/ANSI 372 lead free standard*

PART NO.	FINISH	MASTER
2401-704	Chrome - with pop-up	6
2401-705	Brushed Nickel - with pop-up	6




- ⚙️ *Acrylic handles*
- ⚙️ *Brass/plastic hybrid waterways*
- ⚙️ *4" centre distance*
- ⚙️ *Quarter turn washerless cartridge*
- ⚙️ *cUPC certified*
- ⚙️ *Meets NSF/ANSI 372 lead free standard*

PART NO.	FINISH	MASTER
2191-604	Chrome	6



- ⚙️ *Acrylic handles*
- ⚙️ *Brass/plastic hybrid waterways*
- ⚙️ *4" centre distance*
- ⚙️ *Quarter turn washerless cartridge*
- ⚙️ *cUPC certified*
- ⚙️ *Meets NSF/ANSI 372 lead free standard*

PART NO.	FINISH	MASTER
2192-300	Chrome	6



- ⚙️ *Rounded metal handles*
- ⚙️ *Brass/plastic hybrid waterways*
- ⚙️ *4" centre distance*
- ⚙️ *Quarter turn washerless cartridge*
- ⚙️ *cUPC certified*
- ⚙️ *Meets NSF/ANSI 372 lead free standard*

PART NO.	FINISH	MASTER
2192-304	Chrome	6

Lavatory Faucets



TWO HANDLE LAVATORY FAUCETS - LEAD FREE



- ⚙️ Interchangeable handles included
- ⚙️ Brass/plastic hybrid waterways
- ⚙️ 4" centre distance
- ⚙️ Quarter turn washerless cartridge
- ⚙️ cUPC certified
- ⚙️ Meets NSF/ANSI 372 lead free standard



PART NO.	FINISH	MASTER
2192-307	Chrome	6



- ⚙️ ADA metal blade handles
- ⚙️ Brass/plastic hybrid waterways
- ⚙️ 4" centre distance
- ⚙️ Quarter turn washerless cartridge
- ⚙️ cUPC certified
- ⚙️ Meets NSF/ANSI 372 lead free standard

PART NO.	FINISH	MASTER
2192-311	Chrome	6



- ⚙️ Decorative metal lever handles
- ⚙️ Brass/plastic hybrid waterways
- ⚙️ 4" centre distance
- ⚙️ Quarter turn ceramic cartridge
- ⚙️ Complete with brass pop-up
- ⚙️ cUPC certified
- ⚙️ Meets NSF/ANSI 372 lead free standard

PART NO.	FINISH	MASTER
2191-826	Chrome	6
2192-750	Chrome	6
2192-752	PVD brushed Nickel	6



- ⚙️ Decorative metal lever handles
- ⚙️ Brass/plastic hybrid waterways
- ⚙️ 6" to 8" centre distance
- ⚙️ Quarter turn ceramic cartridge
- ⚙️ Complete with brass pop-up
- ⚙️ cUPC certified
- ⚙️ Meets NSF/ANSI 372 lead free standard

PART NO.	FINISH	MASTER
2192-325	Chrome	6

JOHN L. SCHULTZ
LTD.

Bath Faucets



PRESSURE BALANCING TUB & SHOWER FAUCETS



- ⚙ *Metal handle*
- ⚙ *Protection against scalding*
- ⚙ *Pressure balancing valve with integral stops*
- ⚙ *Maintains water temperature +/- 1.7°C*
- ⚙ *CSA certified*

PART NO.	FINISH	MASTER
2122-275	Chrome, tub & shower	6
2122-276	Chrome, shower only	6
2122-277	PVD brushed nickel, tub & shower	6
2122-278	PVD brushed nickel, shower only	6
2122-281	Brushed bronze, tub & shower, antique look shower head	6



ROMAN TUB FAUCETS



- ⚙ *Acrylic handles*
- ⚙ *Brass waterways*
- ⚙ *8" to 12" centre distance*
- ⚙ *Quarter turn ceramic cartridge*
- ⚙ *Braided stainless steel connection lines*
- ⚙ *CSA certified*
- ⚙ *Meets NSF 61-9 low lead standards*

PART NO.	FINISH	MASTER
2122-219	Chrome	6



- ⚙ *Metal lever handles*
- ⚙ *Brass waterways*
- ⚙ *8" to 12" centre distance*
- ⚙ *Quarter turn ceramic cartridge*
- ⚙ *Braided stainless steel connection lines*
- ⚙ *CSA certified*

PART NO.	FINISH	MASTER
2122-223	Chrome	6
2122-303	PVD brushed nickel	6



- ⚙ *Decorative metal lever handles*
- ⚙ *Brass waterways*
- ⚙ *8" to 12" centre distance*
- ⚙ *Quarter turn ceramic cartridge*
- ⚙ *Braided stainless steel connection lines*
- ⚙ *CSA certified*

PART NO.	FINISH	MASTER
2122-287	Chrome	6
2122-288	PVD brushed nickel	6

Kitchen Faucets



SINGLE HANDLE KITCHEN FAUCETS - LEAD FREE



- ⚙️ *Single lever handle*
- ⚙️ *Lead free waterways*
- ⚙️ *Ceramic cartridge*
- ⚙️ *Easy installation*
- ⚙️ *cUPC certified*
- ⚙️ *Meets NSF/ANSI 372 lead free standard*

PART NO.	FINISH	MASTER
2402-108	Chrome, less spray	6



- ⚙️ *Metal lever handle*
- ⚙️ *Lead free waterways*
- ⚙️ *8" centre distance*
- ⚙️ *Washerless cartridge*
- ⚙️ *cUPC certified*
- ⚙️ *Meets NSF/ANSI 372 lead free standard*

PART NO.	FINISH	MASTER
2192-108	Chrome, less spray	6



- ⚙️ *Metal lever handle*
- ⚙️ *Lead free waterways*
- ⚙️ *8" centre distance*
- ⚙️ *Washerless cartridge*
- ⚙️ *Braided stainless steel connection lines*
- ⚙️ *cUPC certified*
- ⚙️ *Meets NSF/ANSI 372 lead free standard*

PART NO.	FINISH	MASTER
2192-417	Chrome, less spray	6
2192-419	Chrome, with deck mounted spray	6



- ⚙️ *Metal lever handle*
- ⚙️ *Lead free waterways*
- ⚙️ *8" centre distance*
- ⚙️ *Ceramic cartridge*
- ⚙️ *Braided stainless steel connection lines*
- ⚙️ *cUPC certified*
- ⚙️ *Meets NSF/ANSI 372 lead free standard*

PART NO.	FINISH	MASTER
2192-796	Chrome, less spray	6
2192-797	PVD stainless steel, less spray	6



- ⚙️ *Metal lever handle*
- ⚙️ *Lead free waterways*
- ⚙️ *8" centre distance*
- ⚙️ *Ceramic disk cartridge*
- ⚙️ *Pull out spray*
- ⚙️ *Braided stainless steel connection lines*
- ⚙️ *cUPC certified*
- ⚙️ *Meets NSF/ANSI 372 lead free standard*

PART NO.	FINISH	MASTER
2192-424	Chrome	6
2192-426	Brushed nickel	6

JOHN L. SCHULTZ
LTD.

Kitchen Faucets

TWO HANDLE KITCHEN FAUCETS - LEAD FREE



- ⚙️ Two lever handles
- ⚙️ Brass/plastic hybrid waterways
- ⚙️ Ceramic cartridges
- ⚙️ Easy installation
- ⚙️ cUPC certified
- ⚙️ Meets NSF/ANSI 372 lead free standard

PART NO.	FINISH	MASTER
2402-208	Chrome, High-Arch Spout	6



- ⚙️ Acrylic handles
- ⚙️ Brass/plastic hybrid waterways
- ⚙️ 8" centre distance
- ⚙️ Quarter turn washerless cartridge
- ⚙️ cUPC certified
- ⚙️ Meets NSF/ANSI 372 lead free standard

PART NO.	FINISH	MASTER
2192-608	Chrome, less spray	6




- ⚙️ Round metal handles
- ⚙️ Brass /plastic hybrid waterways
- ⚙️ 8" centre distance
- ⚙️ Quarter turn washerless cartridge
- ⚙️ cUPC certified
- ⚙️ Meets NSF/ANSI 372 lead free standard

PART NO.	FINISH	MASTER
2192-402	Chrome, less spray	6



- ⚙️ Interchangeable handles included
- ⚙️ Brass /plastic hybrid waterways
- ⚙️ 8" centre distance
- ⚙️ Quarter turn washerless cartridge
- ⚙️ cUPC certified
- ⚙️ Meets NSF/ANSI 372 lead free standard

PART NO.	FINISH	MASTER
2192-404	Chrome, less spray	6



- ⚙️ Metal ADA blade handles
- ⚙️ Brass /plastic hybrid waterways
- ⚙️ 8" centre distance
- ⚙️ Quarter turn washerless cartridge
- ⚙️ cUPC certified
- ⚙️ Meets NSF/ANSI 372 lead free standard

PART NO.	FINISH	MASTER
2192-407	Chrome, less spray	6



TWO HANDLE KITCHEN FAUCETS - LEAD FREE

- ⚙️ Interchangeable handles included
- ⚙️ Brass /plastic hybrid waterways
- ⚙️ 8" centre distance
- ⚙️ High-rise spout
- ⚙️ Quarter turn washerless cartridge
- ⚙️ cUPC certified
- ⚙️ Meets NSF/ANSI 372 lead free standard

PART NO.	FINISH	MASTER
2192-410	Chrome, less spray	6



BAR FAUCETS

- ⚙️ Acrylic handles
- ⚙️ Brass/plastic hybrid waterways
- ⚙️ 4" centre distance
- ⚙️ Quarter turn washerless cartridge
- ⚙️ High-rise spout
- ⚙️ cUPC certified
- ⚙️ Meets NSF/ANSI 372 lead free standard

PART NO.	FINISH	MASTER
2192-430	Chrome	6



- ⚙️ Two lever handles
- ⚙️ Brass/plastic hybrid waterways
- ⚙️ 4" centre distance
- ⚙️ Quarter turn washerless cartridge
- ⚙️ High-rise spout
- ⚙️ cUPC certified
- ⚙️ Meets NSF/ANSI 372 lead free standard

PART NO.	FINISH	MASTER
2192-431	Chrome	6



- ⚙️ Metal ADA blade handles
- ⚙️ Brass/plastic hybrid waterways
- ⚙️ 4" centre distance
- ⚙️ Hi-rise spout
- ⚙️ Quarter turn washerless cartridge
- ⚙️ cUPC certified
- ⚙️ Meets NSF/ANSI 372 lead free standard

PART NO.	FINISH	MASTER
2192-432	Chrome	6



COMPRESSION FAUCETS

- ⚙️ Round metal handles
- ⚙️ Emco style
- ⚙️ Compression cartridge

PART NO.	FINISH	MASTER
2381-210	Chrome, lavatory faucet	12
2381-216	Chrome, kitchen faucet, less spray	12

Specialty Faucets



LAUNDRY TRAY FAUCETS



- ⚙️ Heavy cast body with drain
- ⚙️ 3/4" hose thread outlet spout
- ⚙️ 1/2" threaded or sweat connection
- ⚙️ 4" centres
- ⚙️ Rough brass finish
- ⚙️ One red, one blue plastic handles
- ⚙️ cUPC certified
- ⚙️ L-style mounting bracket included with faucets 2125-900/905

PART NO.	TYPE	MASTER
2125-005	Heavy Duty	24
NEW 2125-900	Heavy Duty with L-Style bracket	24
NEW 2125-905	Heavy Duty 1/4" Push-Fit drip connection, with L-Style bracket	24
NEW 2125-910	L-Style mounting bracket with bolts	100



- ⚙️ Chrome plated, deck mount
- ⚙️ Quarter turn washerless cartridge
- ⚙️ Includes aerator and threaded hose adapter
- ⚙️ Metal handles
- ⚙️ 6" tubular spout
- ⚙️ 4" centre distance
- ⚙️ cUPC certified



PART NO.	TYPE	MASTER
2125-503	Standard	12
2399-100	With 1/8" Barb drip connection	12
NEW 2399-500	With 1/4" Push-Fit drip connection	12



WASHING MACHINE FAUCETS - CONCEALED INSTALLATION



- ⚙️ Dual outlets in casting allows installation of air chamber, eliminating possibility of water hammer
- ⚙️ Body of the faucet is completely concealed behind finished wall
- ⚙️ All brass cartridge valve with replaceable seats
- ⚙️ Reversible installation to accommodate top or bottom water supply
- ⚙️ Two brass 1/2" copper to 3/4" hose thread outlet elbows included
- ⚙️ cUPC certified

PART NO.	FINISH	MASTER
2125-444	Chrome	12



WASHING MACHINE FAUCETS - WALLMOUNT INSTALLATION



- ⚙️ All brass cartridge valve with replaceable seats
- ⚙️ Two brass 1/2" copper to 3/4" hose thread elbows included, designed for installation outside of finished wall
- ⚙️ Durable ABS plastic cover, paintable with latex
- ⚙️ Faucet can be installed with hot and cold piping from the bottom, top or side of faucet
- ⚙️ cUPC certified

PART NO.	FINISH	MASTER
2125-554	Chrome	10
2125-888	Elbow for 2125-444/554	200



DRINKING WATER FAUCETS - LEAD FREE

- ⚙️ Brass body, chrome plated
- ⚙️ Touch or continuous flow modes
- ⚙️ 1/4" & 3/8" compression inlet connections
- ⚙️ Stainless steel control stem
- ⚙️ cUPC certified
- ⚙️ Meets NSF/ANSI 372 lead free standard

PART NO.	FINISH	SIZE	MASTER
2190-004	Chrome	1/4"-3/8"	24



SINGLE BASIN FAUCETS - LEAD FREE

- ⚙️ Brass construction
- ⚙️ Chrome plated
- ⚙️ Each faucet packed with both hot and cold buttons
- ⚙️ Replaceable seat and stem
- ⚙️ Meets NSF/ANSI 372 lead free standard

PART NO.	TYPE	SIZE	MASTER
2190-003	Standard	1/2"	36



WALLMOUNT FAUCETS - LEAD FREE

- ⚙️ Brass body, chrome plated
- ⚙️ 1/2" female connections
- ⚙️ 8" centre distance
- ⚙️ Quarter turn ceramic cartridge
- ⚙️ Soap dish
- ⚙️ Meets NSF/ANSI 372 lead free standard

PART NO.	TYPE	MASTER
2193-009	8" Tubular spout	12



- ⚙️ Brass body, chrome plated
- ⚙️ 1/2" female connections
- ⚙️ 6" to 10" adjustable centre distance
- ⚙️ Compression cartridge
- ⚙️ Soap dish
- ⚙️ Meets NSF/ANSI 372 lead free standard

PART NO.	TYPE	MASTER
2193-610	6" Cast spout	12

Specialty Faucets

SINGLE HANDLE KITCHEN SINK FAUCETS - LEAD FREE



- Chrome plated
- Tee handle, replaceable washer
- Meets NSF/ANSI 372 lead free standard

PART NO.	TYPE	SIZE	INNER	MASTER
1903-190	Male - Plain outlet	1/2"	12	72
1903-191	Male - Hose thread outlet	1/2"	12	72
1903-194	Male - Plain outlet*	1/2"	12	72

*Adjustable flange. 1/2" threaded & 1/2" copper sweat inlet connections.

BATH FAUCETS

- Brass body
- Chrome plated
- Replaceable seats & stem
- 3 3/8" centre distance

PART NO.	TYPE	SIZE	INNER	MASTER
2123-003	Top handle	3 3/8"		24
2123-096	Coupling elbow	1/2"	12	144



SHOWER STALL FAUCETS

- Brass body, chrome plated trim
- Acrylic handles
- 3 3/8" centre distance
- Can be used with bottom or top water supply

PART NO.	TYPE	SIZE	MASTER
2126-003	With shower head assembly	3 3/8"	24



ADD-ON SHOWER KITS

- Complete with diverter, bathcock, risers, shower head, wall and ceiling supports, 24" x 42" curtain frame, all necessary hardware & instructions
- All parts are chrome plated
- Individually boxed
- Converts any old style "bath on legs" into a bath/shower combination

PART NO.	TYPE	MASTER
3275-100	Add-on shower kit	1



A large graphic consisting of three overlapping chevron shapes pointing to the right. The leftmost shape is light green, the middle one is a medium green, and the rightmost one is a dark green. The text "Plumbing Specialties" is centered within the light green shape.

**Plumbing
Specialties**

Click to navigate



PLUMBING SPECIALTIES	PAGE
ACCESS PANELS	41
ALUMINUM FOIL TAPE	55
BAR SINK AND STRAINERS	39
BATH FANS	48
With Bluetooth Speaker, 3in1 with LED	
BATH WASTE & OVERFLOWS AND TRIM KITS	47
BRUSHES - FITTING & ACID	55
CLOSET FLOOR FLANGES, TOILET BOLTS & REPAIR	44-45
Brass & Plastic Floor Flanges, Closet Bolts, Extension & Repair Kits	
COLD WEATHER FAUCET COVER	56
DIELECTRIC UNIONS	49
DRAIN COVERS	37
DRAIN HOSES	52
High Pressure, Non-Pressure, Dispenser Cartons	
DRAIN RINGS AND COVERS - PVC	37
DUCT TAPE	55
ESCUTCHEON PLATES	34
EZ CONNECT ADAPTERS	50
FAUCET AERATORS	42
FAUCET & VALVES GREASE	54
FLEXIBLE CONNECTORS - BRAIDED STAINLESS STEEL	30-33
For Faucet, Toilet, Dishwasher, Washing Machine, Ice Maker, Water Heater, Repair Hose, Water Softener, BurstProtect	
FLEXIBLE CONNECTORS - PVC	31
FLEXIBLE GAS CONNECTORS	49
FLEXIBLE COUPLINGS & FITTINGS	35-36
For Cast Iron, Plastic, Cement, Mechanical Joint, Transition, Drains	
FLUSH VALVE REPAIR PARTS	56
FURNACE CEMENT	54
GENERAL PURPOSE DRAINS	41
INSTALLATION KITS	32-33
For Toilets, Faucets, Dishwashers, Ice Makers, Humidifiers, Steam Dryers	
JUST FOR COPPER GLUE	49
KITCHEN SINK STRAINERS	38
Stainless Steel, Chrome Plated Brass, Turn & Seals, Two-Step Stem	
LAUNDRY TUB STRAINERS	39
MAID-O-MIST AIR VENTS	57-58
MECHANICAL JOINT COUPLINGS	36
MECHANICAL POP-UP DRAINS	43
Brass, Hybrid, Plastic	
MOUNTING PLATES	51
PIPE THREAD COMPOUND	54
PIPE THREAD STICK	54
PLASTIC BALLCOCKS	46
PLUMBER'S PUTTY	53
PLUMBER'S SAND CLOTH	55
PLUNGERS	46

	PAGE
P.O. PLUGS	43-44
Brass, Plastic, Hybrid, ABS, Open Grid, Presto Pop-Up	
PVC UNIONS	51
ROOF FLASHINGS	47
SADDLE VALVES	50
SEWER STOPS	37
Steel Flanges, Brass Flanges	
SHIELDED TRANSITION COUPLINGS	36
Cast Iron, Plastic, Steel to Copper	
SHOWER DRAINS - ROUND & SQUARE	39-41
One & Two Piece, Solvent Weld, with Clamp, Quick Caulking, ABS, PVC, Cast Iron, Brass	
SHOWER HEADS	42
SHOWER PAN LINER ROLLS	47
SHOWER STALL ELBOWS	51
SHOWER STALL STRAINERS	41
SINK TAILPIECES	38
SPANNER FLANGES	45
SUMP PUMP AND SEWAGE PUMP CHECK VALVES	37
SUPPLY FITTINGS - STRAIGHT & ANGLE	34
SUSPENSION STRAP COILS	48
Steel, Galvanized Steel, Copper Clad, Solid Copper	
TANK TO BOWL BOLT KITS & GASKETS	46
TEFLON TAPE	47
Standard, High Density, White, Pink, Yellow	
TEST PLUGS FOR TUB & SHOWER	34
TFE PASTE	53
TOILET TANK FLOATS	46
TOILET TANK FILL VALVES	45
TORQUE WRENCHES	36
TRANSITION COUPLINGS - ABS TO COPPER	37
TRAP CONNECTORS	50
TRAP VENTS	51
TUB SPOUTS	42
TUB AND SHOWER FAUCET TRIM KITS	42
UTILITY DRAINS / CLEANOUT	41
WASHING MACHINE AND ICE MAKER BOXES	29
WASHING MACHINE HOSES - HIGH PRESSURE RUBBER	52
WATER HAMMER ARRESTER FITTINGS	29
WATER HEATER CONNECTORS - COPPER	32
WATER HEATER PANS - WITH DRAIN	56
WAX GASKETS	53
With Flange, Without Flange, Extra Thick, Economy	
WOBBLY TOILET REPAIR KITS	45





WASHING MACHINE & ICE MAKER BOXES



3125-605
3125-625
3125-630
3125-640



3125-650
3125-660
3125-675
3125-680



3125-720
3125-790



3125-740



3125-775
3125-795



3125-780

- ⚙️ Dual drain washer box
- ⚙️ Extended mounting flange
- ⚙️ One piece box and flange design needs no additional support
- ⚙️ Contour box design allows easy valve access
- ⚙️ Snap-on frame accommodates up to 3/4" drywall
- ⚙️ Prevents supply lines from crossing P-trap
- ⚙️ cUPC certified

PART NO.	TYPE	MASTER
----------	------	--------

WASHING MACHINE

3125-600	Box only	10
3125-605	Box with 1/2" solder valves	10
3125-625	Box with 1/2" PEX valves	10
3125-630	Box with 1/2" F1960 PEX valves	10
3125-640	Box with 1/2" Push-Fit valves	10

NEW

NEW

888-610 Frame for Washing Machine Boxes

WASHING MACHINE WITH ARRESTERS

3125-650	Box with 1/2" PEX arrester valves	10
3125-660	Box with 1/2" F1960 PEX arrester valves	10
3125-675	Box with 1/2" solder arrester valves	10
3125-680	Box with 1/2" Push-Fit arrester valves	10

NEW

ICE MAKER

3125-700	Box only	10
3125-720	Box with 1/2" PEX x 1/4" O.D. Comp. Lead free valves	10
3125-740	Box with 1/2" Push-Fit x 1/4" O.D. Comp. Lead free valves	10
3125-775	Box with 1/2" PEX x 1/4" O.D. Comp. Lead Free arrester valves	10
3125-780	Box with 1/2" Push-Fit x 1/4" O.D. Comp. Lead free arrester valves	10
3125-790	Box 1/2" F1960 PEX x 1/4" O.D. Comp. Lead free valves	10
3125-795	Box with 1/2" F1960 PEX x 1/4" O.D. Comp. Lead free arrester valves	10

NEW

NEW

NEW

NEW



WATER HAMMER ARRESTER FITTINGS - LEAD FREE

- ⚙️ Dual O-ring piston
- ⚙️ Pressurized air cushion
- ⚙️ Can be installed at any angle
- ⚙️ cUPC certified
- ⚙️ Meets NSF/ANSI 372 lead free standard



3255-044



3955-003



3955-033
3955-733



3955-053
3955-753



3955-142



3955-503

PART NO.	TYPE	SIZE	INNER	MASTER
----------	------	------	-------	--------

3255-044	Female Hose x Male Hose	3/4"	20	80
3955-003	MIP	1/2"	30	180
3955-033	PEX x PEX	1/2"	30	120
3955-053	PEX	1/2"	30	120
3955-142	Female Comp. x O.D. Comp.	3/8"	25	75
3955-503	Male solder	1/2"	30	180
3955-733	Tee F1960 PEX	1/2" x 1/2"	30	120
3955-753	F1960 PEX	1/2"	30	120

NEW

NEW

Plumbing Specialties

Faucet



Seires 3227



Seires 3230



Seires 3234



Seires 3236

FLEXIBLE CONNECTORS - FAUCET BRAIDED STAINLESS STEEL - LEAD FREE

- Series 300 stainless steel
- PVC core
- Brass barb insert, ferrules & nuts
- CSA certified
- Meets NSF/ANSI 372 lead free standard

PART NO.	TYPE	LENGTH	MASTER
3227-120	3/8" Comp. x 3/8" Comp.	12"	50
3227-200	3/8" Comp. x 3/8" Comp.	20"	50
3230-090	3/8" Comp. x 1/2" FIP	9"	50
3230-120	3/8" Comp. X 1/2" FIP	12"	50
3230-160	3/8" Comp. X 1/2" FIP	16"	50
3230-200	3/8" Comp. X 1/2" FIP	20"	50
3230-300	3/8" Comp. X 1/2" FIP	30"	10
3230-360	3/8" Comp. X 1/2" FIP	36"	10
3234-120	3/8" O.D. Copper x 3/8" O.D. Comp.	12"	50
3234-200	3/8" O.D. Copper x 3/8" O.D. Comp.	20"	50
3236-120	1/2" FIP x 1/2" FIP	12"	50
3236-160	1/2" FIP x 1/2" FIP	16"	50
3236-200	1/2" FIP x 1/2" FIP	20"	50
3236-300	1/2" FIP x 1/2" FIP	30"	10

Toilet



Seires 3231

FLEXIBLE CONNECTORS - TOILET BRAIDED STAINLESS STEEL - LEAD FREE

- Series 300 stainless steel
- PVC core
- Brass barb insert, ferrules & nuts
- CSA certified
- Meets NSF/ANSI 372 lead free standard

PART NO.	TYPE	LENGTH	MASTER
3231-060	3/8" Comp. x 7/8" Ballcock	6"	50
3231-090	3/8" Comp. x 7/8" Ballcock	9"	50
3231-120	3/8" Comp. x 7/8" Ballcock	12"	50
3231-160	3/8" Comp. x 7/8" Ballcock	16"	50
3231-200	3/8" Comp. x 7/8" Ballcock	20"	50

Dishwasher



Seires 3235



Seires 3238



3238-999



Seires 3241

FLEXIBLE CONNECTORS - DISHWASHER BRAIDED STAINLESS STEEL - LEAD FREE

- Series 300 stainless steel
- PVC core
- Brass barb insert, ferrules & nuts
- CSA certified
- Meets NSF/ANSI 372 lead free standard

PART NO.	TYPE	LENGTH	INNER	MASTER
3235-480	3/8" Comp. x 3/8" MIP	48"		25
3235-600	3/8" Comp. x 3/8" MIP	60"		25
3235-720	3/8" Comp. x 3/8" MIP	72"		25
3235-960	3/8" Comp. x 3/8" MIP	96"		25
3238-600	3/4" Hose x 3/8" O.D. Comp.	60"		25
3238-720	3/4" Hose x 3/8" O.D. Comp.	72"		25
3238-999	Elbow 3/4" Hose x 3/8" O.D. Comp.		10	100
3241-480	Dishwasher Kit - 3 Pieces	48"		10
3241-600	Dishwasher Kit - 3 Pieces	60"		10
3241-720	Dishwasher Kit - 3 Pieces	72"		10

Washing Machine



with elbow

2-pack

FLEXIBLE CONNECTORS - WASHING MACHINE BRAIDED STAINLESS STEEL - LEAD FREE

-  Series 300 stainless steel
-  PVC core
-  Brass barb insert, ferrules & nuts
-  CSA certified
-  Meets NSF/ANSI 372 lead free standard

PART NO.	TYPE	LENGTH	MASTER
3237-480	3/4" Hose x 3/4" Hose	48"	10
3237-600	3/4" Hose x 3/4" Hose	60"	10
NEW 3237-602	3/4" Hose x 3/4" Hose 2-Pack	60"	12
3237-605	3/4" Hose x 3/4" Hose with 90° Elbow	60"	10
3237-720	3/4" Hose x 3/4" Hose	72"	10
NEW 3237-722	3/4" Hose x 3/4" Hose 2-Pack	72"	12
3237-725	3/4" Hose x 3/4" Hose with 90° Elbow	72"	10
NEW 3237-960	3/4" Hose x 3/4" Hose	96"	10

FLEXIBLE CONNECTORS - WASHING MACHINE PVC - LEAD FREE



-  Reinforced PVC hose
-  PVC core
-  Brass barb insert, ferrules & nuts
-  CSA certified
-  Meets NSF/ANSI 372 lead free standard

PART NO.	TYPE	LENGTH	MASTER
NEW 3242-722	PVC Red & Blue 2-Pack	72"	12

FLEXIBLE CONNECTORS - WASHING MACHINE HIGH PRESSURE - LEAD FREE









Extra durable PVC cover



3245-720

3248-720

-  2-pack: Red (hot) & Blue (cold), 6 ft, 3/4" FHT, with rubber washers
-  PVC Core
-  High burst strength
-  Series 300 stainless steel reinforced with durable PVC cover
-  Faster fills - up to 9 GPM
-  Withstands 90° bend without kinking

PART NO.	TYPE	LENGTH	MASTER
NEW 3245-720	High Efficiency with 90° Elbow 2-Pack	72"	5
NEW 3248-720	Heavy Duty with Hex Nut 2-Pack	72"	6

FLEXIBLE CONNECTORS - ICE MAKER BRAIDED STAINLESS STEEL - LEAD FREE



Ice Maker



-  Series 300 stainless steel
-  PVC core
-  Brass barb insert, ferrules & nuts
-  CSA certified
-  Meets NSF/ANSI 372 lead free standard

PART NO.	TYPE	LENGTH	MASTER
3228-600	1/4" Comp. X 1/4" Comp.	60"	10
3228-120	1/4" Comp. X 1/4" Comp.	120"	10

Plumbing Specialties

Faucet



Toilet



Water Heater



Repair Hose



Water Softener



FLEXIBLE CONNECTORS - BRAIDED STAINLESS STEEL - LEAD FREE

- Series 300 stainless steel
- Brass barb insert, ferrules & nuts
- CSA certified
- Meets NSF/ANSI 372 lead free standard

PART NO.	TYPE	LENGTH	MASTER
FAUCET - WITH VALVE			
3224-120	1/2" Push-Fit angle valve x 1/2" FIP	12"	25
3224-180	1/2" Push-Fit angle valve x 1/2" FIP	18"	25
3224-240	1/2" Push-Fit angle valve x 1/2" FIP	24"	25
TOILET - WITH VALVE			
3225-120	1/2" Push-Fit angle valve x 7/8" Ballcock	12"	25
WATER HEATER - STANDARD, PUSH-FIT, WITH VALVE			
3229-180	3/4" FIP x 3/4" FIP	18"	10
3229-185	3/4" MIP x 3/4" FIP	18"	10
3229-212	3/4" FIP x 3/4" Push-Fit	12"	10
3229-243	3/4" FIP x 1/2" Push-Fit	18"	10
3229-244	3/4" FIP x 3/4" Push-Fit	18"	10
3229-612	3/4" FIP x 3/4" Push-Fit valve	12"	10
3229-643	3/4" FIP x 1/2" Push-Fit valve	18"	10
3229-644	3/4" FIP x 3/4" Push-Fit valve	18"	10
REPAIR HOSE - PUSH-FIT			
3226-033	1/2" Push-Fit x 1/2" Push-Fit	12"	10
3226-044	3/4" Push-Fit x 3/4" Push-Fit	12"	10
WATER SOFTENER - PUSH FIT			
NEW 3243-185	1" FIP x 3/4" Push-Fit	18"	10

BURSTPROTECT™



Dishwasher

Ice Maker

FLEXIBLE CONNECTORS - BURSTPROTECT™ - LEAD FREE

- Solid brass nut compression end fittings
- Braided stainless steel construction
- Proprietary check valve detects leaks & shuts off water

PART NO.	TYPE	LENGTH	MASTER
NEW 3246-720	Dishwasher - 3/8" Comp.	72"	6
NEW 3247-120	Ice Maker - 1/2" Comp.	120"	6

WATER HEATER CONNECTORS - COPPER - LEAD FREE

- High quality corrugated copper
- Flexible for easier connection
- cUPC certified
- Meets NSF/ANSI 372 lead free standard

PART NO.	TYPE	LENGTH	MASTER
3260-120	3/4" FIP x 3/4" Solder	12"	25

INSTALLATION KIT FOR TOILETS

- Includes wax gasket with flange, set of solid brass closet bolts, nuts, washers & 12" braided stainless steel connectors
- For all toilets

PART NO.	TYPE	MASTER
3270-001	Universal	24

INSTALLATION KIT FOR FAUCETS



- ⚙ Includes two Push-Fit supply valves (angled or straight), two extra long 20" braided stainless steel faucet connectors, Push-Fit removal tool & two chrome plated stainless steel escutcheon plates
- ⚙ Push-Fit supply valves connect to copper, CPVC & PEX tubing
- ⚙ Universal design, for all types of faucets

PART NO.	TYPE	INNER	MASTER
3270-002	Angle valves	5	20
3270-102	Straight valves	5	20

INSTALLATION KIT FOR DISHWASHERS



- ⚙ Includes ABS dishwasher "Y" with 1/2" branch, removal tool, Teflon tape, 60" or 72" braided stainless steel supply line with two elbows (3/8" MIP & 3/4" female hose) & Push-Fit supply valve
- ⚙ Push-Fit supply valve connects to copper, CPVC & PEX tubing
- ⚙ Universal design, for all types of dishwashers

PART NO.	TYPE	LENGTH	INNER	MASTER
3270-600	Universal - Push-Fit supply valve	60"	5	20
3270-720	Universal - Push-Fit supply valve	72"	5	20
3994-001	ABS "Y" Only - 1 1/2" x 1 1/2" x 1/2"			40

NEW

INSTALLATION KIT FOR ICE MAKERS



- ⚙ Braided stainless steel flexible connector with Push-Fit supply stop tee ball valve
- ⚙ Allows complete connection from appliance to water supply line
- ⚙ Also suitable for humidifiers

PART NO.	TYPE	LENGTH	MASTER
3993-620	Push-Fit tee valve	10 ft	10
3993-750	Push-Fit tee valve	15 ft	5

NEW

NEW

ICE MAKER / HUMIDIFIER INSTALLATION KITS



- ⚙ Self-piercing saddle valve
- ⚙ 25' of plastic tubing
- ⚙ Allows complete connection from water line to appliance

PART NO.	TYPE	LENGTH	MASTER
3993-001	Saddle Valve	25 ft	10

INSTALLATION KIT FOR STEAM DRYER



- ⚙ Includes 72" long braided stainless steel hose with 90° elbow, short hose and Y connector
- ⚙ Universal fit

PART NO.	TYPE	LENGTH	MASTER
3244-720	Universal	72"	5

NEW

Plumbing Specialties

SUPPLY FITTINGS - LEAD FREE



- ⚙️ All brass construction, chrome plated
- ⚙️ Angle or Straight 3/8" O.D. compression outlet

- ⚙️ Meets NSF/ANSI 372 lead free standard

PART NO.	TYPE	SIZE	INNER	MASTER
3291-110	Straight	3/8" FIP	50	500
3291-112	Straight	1/2" FIP	50	500
3291-113	Straight	1/2" MIP	50	500
3291-114	Straight	1/2" Solder	50	500
3291-214	Straight	5/8" O.D. Comp.	50	500
NEW 3291-115	Angle	3/8" FIP	50	500
3291-116	Angle	3/8" MIP	50	500
3291-117	Angle	1/2" FIP	50	500
3291-118	Angle	1/2" MIP	50	500
3291-119	Angle	1/2" Solder	50	500
3291-219	Angle	5/8" O.D. Comp.	50	500

ESCUTCHEON PLATES

- ⚙️ Chrome plated steel



PART NO.	TYPE	SIZE	INNER	MASTER
3158-102	Iron Pipe Size	3/8"	25	500
3158-103	Iron Pipe Size	1/2"	25	500
3158-104	Iron Pipe Size	3/4"	25	500
3158-602	Copper Tube Size	3/8"	25	500
3158-603	Copper Tube Size	1/2"	25	500
3158-604	Copper Tube Size	3/4"	25	500

TEST PLUGS

- ⚙️ Rubber gaskets
- ⚙️ Large wing nuts for easy operation

- ⚙️ Engineered and designed for maximum gripping power in all types of pipe




PART NO.	SIZE	INNER	MASTER
3154-007	1 1/2"	6	36
3154-008	2"	6	36
3154-010	3"	6	36
3154-011	4"	6	36
3154-012	5"		20
3154-013	6"		20

TEST PLUG FOR TUB & SHOWER VALVES

- ⚙️ For temporary closure of threaded fittings after tub & shower faucet rough-in

- ⚙️ Self-sealing
- ⚙️ Will not mark up or chip bathtubs or showers



PART NO.	SIZE	INNER	MASTER
3222-003	1/2" x 5"	10	100



FLEX SEAL COUPLINGS

-  Flexible PVC construction
-  Complete range of sizes and styles for a wide variety of applications
-  300 series stainless steel band assemblies
-  cUPC certified



PART NO.	TYPE	SIZE	MASTER
CAST IRON OR PLASTIC TO CAST IRON OR PLASTIC			
3625-001	1056-125	1 1/4" x 1 1/4"	120
3625-002	1056-150/125	1 1/2" x 1 1/4"	100
3625-003	1056-150	1 1/2" x 1 1/2"	100
3625-004	1056-215	2" x 1 1/2"	100
3625-005	1056-22	2" x 2"	100
3625-006	1056-315	3" x 1 1/2"	45
3625-007	1056-32	3" x 2"	45
3625-008	1056-33	3" x 3"	45
3625-009	1056-42	4" x 2"	30
3625-010	1056-43	4" x 3"	30
3625-011	1056-44	4" x 4"	30
3625-012	1056-54	5" x 4"	25
3625-013	1056-55	5" x 5"	25
3625-014	1056-64	6" x 4"	32
3625-015	1056-65	6" x 5"	20
3625-016	1056-66	6" x 6"	20
3625-017	1056-84	8" x 4"	10
3625-018	1056-86	8" x 6"	20
3625-019	1056-88	8" x 8"	10
ASBESTOS CEMENT / DUCTILE IRON TO CAST IRON OR PLASTIC			
3626-011	1051-44	4" x 4"	25
CLAY TO CAST IRON OR PLASTIC			
3628-010	1002-43	4" x 3"	60
3628-011	1002-44	4" x 4"	30
3628-014	1002-64	6" x 4"	20
3628-016	1002-66	6" x 6"	20
CONCRETE TO CAST IRON OR PLASTIC			
3629-011	1006-44	4" x 4"	25
3629-016	1006-66	6" x 6"	20
NEW 3629-914	1006-64EC Eccentric	6" x 4"	20
TUBULAR DRAIN AND TRAP COUPLINGS			
3630-002		1 1/2" x 1 1/2" or 1 1/4"	60
3630-003		2" x 1 1/2"	50
3630-501	Tubular or Plastic	1 1/2" or 1 1/4"	60
FLEXIBLE TEES, ELBOWS, AND CAPS			
3621-001	Tee	1 1/2"	60
3621-002	Tee	2"	20
3621-003	Tee	3"	20
3621-004	Tee	4"	6
3622-001	Elbow	1 1/2"	100
3622-002	Elbow	2"	20
3622-003	Elbow	3"	20
3623-001	Pipe cap	1 1/2"	160
3623-002	Pipe cap	2"	150
3623-003	Pipe cap	3"	100
3623-004	Pipe cap	4"	80

Plumbing Specialties

TUBULAR DRAIN AND TRAP COUPLINGS



PART NO.	TYPE	SIZE	MASTER
FLEXIBLE FITTINGS			
3624-301	Dishwasher drain connector	1/2" or 3/4"	80
3624-501	Flexible drain connector	1 1/2" or 1 1/4"	20
3624-701	Washer hose gripper	1 1/2" or 2"	160
FLEXIBLE P-TAP			
3624-601	Kitchen & Bathroom	1 1/2" or 1 1/4"	40



MECHANICAL JOINT COUPLINGS

- 300 series stainless steel shield and clamp assembly
- Elastomeric gaskets meets the requirements of ASTM C564
- Meets the requirements of CAN/ULC S102 "surface burning characteristics"
- CSA, cUPC certified



PART NO.	SIZE	MASTER
3208-901	1 1/2"	100
3208-902	2"	100
3208-903	3"	100
3208-904	4"	100
3208-906	6"	30
3208-921	2" x 1 1/2"	100



SHIELDED TRANSITION COUPLINGS

- 300 series stainless steel shield and clamp assembly
- Elastomeric gaskets meets the requirements of ASTM C564
- cUPC certified



3208-502 — 3208-511



3208-603 — 3208-605

PART NO.	TYPE	SIZE	MASTER
3208-502	Cast Iron, Plastic, Steel to Copper - DWV	1 1/2" to 1 1/4"	100
3208-503	Cast Iron, Plastic, Steel to Copper - DWV	1 1/2" to 1 1/2"	100
3208-504	Cast Iron, Plastic, Steel to Copper - DWV	2" to 1 1/2"	100
3208-505	Cast Iron, Plastic, Steel to Copper - DWV	2" to 2"	100
3208-507	Cast Iron, Plastic, Steel to Copper - DWV	3" to 2"	100
3208-508	Cast Iron, Plastic, Steel to Copper - DWV	3" to 3"	100
3208-510	Cast Iron, Plastic, Steel to Copper - DWV	4" to 3"	100
3208-511	Cast Iron, Plastic, Steel to Copper - DWV	4" to 4"	100
3208-603	Copper to Copper - DWV	1 1/2" to 1 1/2"	100
3208-604	Copper to Copper - DWV	2" to 1 1/2"	100
3208-605	Copper to Copper - DWV	2" to 2"	100

TORQUE WRENCHES

- 5/16" ratchet torque wrench
- Built-in reversing lever
- Preset to 60 in. lbs. torque
- Chrome plated shank, all metal construction



PART NO.	MASTER
3619-001	120

DRAIN COVERS

⚙️ #304 stainless steel

⚙️ Easy adjustable legs allow fitting to most pipes



PART NO.	SIZE	INNER	MASTER
3485-008	3" Cover for 2" Pipe	10	80
3485-010	4" Cover for 3" Pipe	10	40
3485-011	5" cover for 4" Pipe	10	40

SEWER STOPS

⚙️ Automatic backflow preventer

⚙️ Easy installation, stops flooding



Steel Flanges



Brass Flanges

PART NO.	TYPE	SIZE	MASTER
3490-010	Steel Flanges	3"	50
3490-011	Steel Flanges	4"	50
3490-508	Brass Flanges	2"	50
3490-510	Brass Flanges	3"	50
3490-511	Brass Flanges	4"	50

DRAIN RINGS AND COVERS - PVC



Drain ring with cover



Drain ring only



Solid cover only



Slotted cover only

PART NO.	TYPE	SIZE	MASTER
3492-016	Drain ring with cover	6"	30
3492-116	Drain ring only	6"	30
3492-216	Solid cover only	6"	90
3492-316	Slotted cover only	6"	90
3492-118	Drain ring only	8"	30
3492-218	Solid cover only	8"	60
3492-318	Slotted cover only	8"	60

TRANSITION COUPLINGS - ABS TO COPPER



PART NO.	TYPE	SIZE	MASTER
3493-007	ABS to Copper DWV	1 1/2"	200
3493-008	ABS to Copper DWV	2"	100
3493-010	ABS to Copper DWV	3"	30

SUMP PUMP & SEWAGE PUMP CHECK VALVES

⚙️ Each valve shipped complete with two flexible couplings and four corrosion resistant clamps

⚙️ Flexible couplings can be reversed to fit 1 1/4" or 1 1/2" drain pipe

⚙️ For Schedule 40 plastic, DWV, black or galvanized pipe

⚙️ Eliminates backflow and wear on pump



PART NO.	TYPE	SIZE	MASTER
3240-150	Sump Pump Check Valve	1 1/4" - 1 1/2"	48
3240-200	Sewage Pump Check Valve	2"	24

Plumbing Specialties

KITCHEN SINK STRAINERS - TURN & SEAL



- ⚙️ Heavy gauge stainless steel construction
- ⚙️ Metal locknuts
- ⚙️ Stainless steel threads
- ⚙️ Three prong basket seal

PART NO.	TYPE	SIZE	MASTER
3209-801	With brass tailpiece	4 1/2"	40

KITCHEN SINK STRAINERS - TWO-STEP STEM



- ⚙️ Heavy gauge stainless steel construction
- ⚙️ Metal locknuts
- ⚙️ Stainless steel threads
- ⚙️ Flex stem basket seal

PART NO.	TYPE	SIZE	MASTER
3209-901	With brass tailpiece	4 1/2"	40

REPLACEMENT BASKETS



3209-301
3209-302
3209-307

3209-303

3209-304
3209-306

NEW

NEW

PART NO.	TYPE	SIZE	MASTER
3209-301	Flex Stem	3 1/2"	250
3209-302	Gravity Stem	3 1/2"	250
3209-303	Galt style	3 1/2"	250
3209-304	Turn & Seal	3 1/2"	200
3209-306	Turn & Seal	3 1/2"	200
3209-307	Step Stem	3 1/2"	250

SINK TAILPIECES - BRASS



PART NO.	TYPE	SIZE	MASTER
3209-258	Tubular brass, with flange	1 1/2" x 2 5/8"	200
3209-404	Tubular brass, with flange	1 1/2" x 4"	150
3209-406	Tubular brass, with flange	1 1/2" x 6"	100

KITCHEN SINK STRAINERS - STAINLESS STEEL



- ⚙️ Rolled edge crumb cup
- ⚙️ Fits sinks with 3 1/2" to 4" openings

PART NO.	SIZE	MASTER
3131-201	4 1/2"	50

KITCHEN SINK STRAINERS - CHROME PLATED BRASS



- ⚙️ Deep well design
- ⚙️ Rolled edge crumb cup
- ⚙️ Fits sinks with 3 1/2" to 4" openings

PART NO.	SIZE	MASTER
3131-301	4 1/2"	24



NEW

BAR SINK - STAINLESS STEEL

- ⚙️ *Stainless steel sink and strainer*
- ⚙️ *Quarter turn washerless cartridge*
- ⚙️ *Two handle bar faucet with high rise spout*
- ⚙️ *15" wide by 15" long and 6" deep*

PART NO.	TYPE	MASTER
3120-001	Bar Sink, Basket Strainer and Faucet - complete package	1
3120-010	Sink Only	1

BAR SINK STRAINERS - STAINLESS STEEL



- ⚙️ *Rolled edge crumb cup*
- ⚙️ *Fits sinks with 1 7/8" to 2 1/4" opening*

PART NO.	SIZE	MASTER
3131-202	2 1/2"	80

LAUNDRY TUB STRAINERS - STAINLESS STEEL



- ⚙️ *White rubber stopper*
- ⚙️ *Fits sinks with 1 7/8" to 2 1/4" opening*

PART NO.	SIZE	MASTER
3132-201	2 1/2"	80

DUPLEX STRAINERS - STAINLESS STEEL



- ⚙️ *Stainless steel grid*
- ⚙️ *Fits sinks with 1 7/8" to 2 1/4" opening*

PART NO.	SIZE	MASTER
3133-202	2 1/2"	80



SHOWER DRAINS - SOLVENT WELD - TWO PIECE



- ⚙️ *For fiberglass, acrylic, or plastic shower stall*
- ⚙️ *Solvent welds to 2" or 1 1/2" ABS DWV pipe*
- ⚙️ *Two piece ABS body allows installation to be completed after shower base has been fitted*
- ⚙️ *Offset drain allows for a 1 1/2" margin of error*

PART NO.	TYPE	SIZE	INNER	MASTER
3133-113	Stainless steel grid	2"	20	80
3133-114	Brushed Nickel Grid	2"	20	80
3133-117	Stainless Steel Grid, Offset Body	2"		80

Plumbing Specialties

SHOWER DRAINS WITH CLAMP



3398-100



3398-200



3398-500

- ⚙️ For use in built up shower construction
- ⚙️ ABS waterproofing clamp, stainless steel screws
- ⚙️ 2" solvent weld ABS body
- ⚙️ Adjustable strainer with 4" stainless steel grid

PART NO.	TYPE	SIZE	INNER	MASTER
3398-100	Round Stainless Steel Grid	2"	12	48
3398-104	Round Brushed Nickel Grid	2"	12	48
NEW 3398-200	Square Stainless Steel Grid	2"	12	48
3398-500	Square Stainless Steel Grid/Large Body	2"	12	36
3398-504	Square Stainless Steel Grid/Large Body	2"		36

SHOWER DRAINS WITH CLAMP - CAST IRON



- ⚙️ For use in built up shower construction
- ⚙️ Waterproofing clamp, stainless steel screws
- ⚙️ 2" threaded cast iron body
- ⚙️ Adjustable strainer with 4" stainless steel grid

PART NO.	TYPE	SIZE	MASTER
3497-007	Cast iron, stainless steel grid	1 1/2"	24

SHOWER DRAINS - QUICK CAULKING



3133-101



3133-102
3133-103



3133-301

- ⚙️ 2" Scheduled 40 steel or plastic pipe
- ⚙️ No solvent or lead required
- ⚙️ Internal compression sealing gasket
- ⚙️ Use on steel, fiberglass and plastic shower bases

PART NO.	TYPE	SIZE	MASTER
3133-101	PVC body, white grid	2"	40
3133-102	PVC body, stainless steel grid	2"	40
3133-103	PVC body, PVD polished brass grid	2"	40
3133-301	Brass body, stainless steel grid	2"	40

SHOWER DRAINS - SOLVENT WELD - ONE PIECE



- ⚙️ Use on steel, fiberglass and plastic shower base
- ⚙️ Solvent welds to 2" DWV Schedule 40 ABS pipe

PART NO.	TYPE	SIZE	MASTER
3133-105	ABS body, white grid	2"	40
3133-107	ABS body, stainless steel grid	2"	40

SHOWER STALL STRAINERS



⚙️ *Chrome plated*

⚙️ *Stainless steel grid, 3 1/2" flange diameter*

PART NO.	SIZE	MASTER
3133-404	2"	80
3133-405	1 1/2"	80

SHOWER DRAIN GRIDS



3133-909
For use with 3133-113

PART NO.	TYPE	SIZE	MASTER
3133-901	Stainless Steel	4 1/2"	200
3133-902	Polished Brass	4 1/2"	50
3133-903	Antique Brass	4 1/2"	50
3133-904	White Plastic	4 1/2"	200
3133-909	Stainless Steel with Screws	4 1/2"	200

GENERAL PURPOSE DRAINS




⚙️ *Use in concrete, terrazzo and ceramic tile*
⚙️ *Stainless steel grid*

⚙️ *Fits 2" and 3" or 3" and 4" Schedule 40 pipe*
⚙️ *Ideal for showers, floors, deck and patios*

PART NO.	TYPE	SIZE	MASTER
3133-110	ABS	2" - 3"	20
3133-111	ABS	3" - 4"	10

UTILITY DRAINS / CLEANOUTS



⚙️ *Commercial grade*

⚙️ *ABS body with ductile iron grid or cover plate*

PART NO.	TYPE	SIZE	INNER	MASTER
3495-010	Utility drain with grid	3"	6	36
3495-011	Utility drain with grid	4"	6	36
3496-010	Utility cleanout with plate	3"	6	36
3496-011	Utility cleanout with plate	4"	6	36

ACCESS PANELS



Front

Side

Back

⚙️ *Fast and efficient installation*
⚙️ *No framing or tools required*

⚙️ *Paintable*
⚙️ *Made in Canada*

PART NO.	TYPE	PANEL SIZE	FOR OPENING	MASTER
3156-708	Plastic	10" x 10"	8" x 8"	10
3156-712	Plastic	14" x 14"	12" x 12"	10

Plumbing Specialties

TUB SPOUTS



- ⚙️ Type "A" units have a face bushing for 1/2" or 3/4" connection at the rear of the spout
- ⚙️ Type "B" units have a 1/2" IPS connection at the front of the spout
- ⚙️ Type "C" Units are made push on over 1/2" (5/8" O.D.) copper tubing
- ⚙️ All spouts feature mirror polished finishes

PART NO.	TYPE	MASTER
3142-092	"B" Die Cast Tub Spout - Chrome	48
3142-093	"A" Die Cast Diverter - Chrome	48
3142-094	"A" Die Cast Diverter - (1/2" Side Connection Chrome)	48
3142-095	"B" Die Cast Diverter - Chrome	48
3142-096	"C" Die Cast Diverter - Push On - Chrome	48
3142-103	"C" Die Cut Tub Spout - Push On - Chrome	48

TUB & SHOWER FAUCET TRIM KITS



- ⚙️ Kit includes push on tub spouts, shower head, chrome plated brass shower arms and chrome plated steel flanges
- ⚙️ Polished chrome finish

PART NO.	TYPE	MASTER
3140-001	Kit - chrome	30

SHOWER HEADS - WATER SAVING - AERATING



- ⚙️ Chrome plated
- ⚙️ 2.5 GPM at 80 PSI
- ⚙️ Mixes air and water for an invigorating shower

PART NO.	TYPE	INNER	MASTER
3141-304	Standard	20	160
3141-305	With Shut Off	20	120

SHOWER HEADS - ADJUSTABLE



PART NO.	TYPE	SIZE	MASTER
3141-912	Adjustable	2"	100

FAUCET AERATORS






- ⚙️ Adapts to fit most kitchen and bathroom faucets
- ⚙️ Long lasting LED hydro-powered aerator (NO batteries required) has light that changes from blue to red when water temperature reaches 95°F (35°C)
- ⚙️ 360° swivel delivers a powerful spray

PART NO.	TYPE	INNER	MASTER
NEW 3290-530	LED Colour Changing Temp. Sensitive	5	100
3290-805	White - For Kitchen Faucet	50	200






MECHANICAL POP-UP DRAINS - BRASS

-  Chrome plated brass
-  Three piece body
-  CSA certified

PART NO.	TYPE	SIZE	MASTER
3215-101	Brass	1 1/4" x 8"	24






MECHANICAL POP-UP DRAINS - HYBRID

-  Chrome plated brass body
-  Plastic tailpiece
-  CSA certified

PART NO.	TYPE	SIZE	MASTER
3215-909	Hybrid	1 1/4" x 8"	50







MECHANICAL POP-UP DRAINS - PLASTIC

-  Plastic body
-  Stainless steel clad stopper and flange
-  CSA certified

PART NO.	TYPE	SIZE	MASTER
3127-106	Plastic	1 1/4" x 8"	50



P.O. PLUGS - BRASS - OPEN GRID

-  Chrome grid
-  Chrome plated brass body
-  With overflow holes
-  CSA certified

PART NO.	TYPE	SIZE	MASTER
3206-901	Brass	1 1/4" x 8"	50



P.O. PLUGS - BRASS

-  Heavy duty three piece cast brass body
-  Chrome plated
-  Rubber stopper and brass body

PART NO.	TYPE	SIZE	MASTER
3206-201	Brass - CSA certified	1 1/4" x 6"	50

Plumbing Specialties



P.O. PLUGS - ABS

⚙️ Two piece ABS body, with stainless steel trim ring and white rubber stopper with chain ⚙️ CSA certified



PART NO.	TYPE	SIZE	MASTER
3206-501	Chrome plated body	1 1/4" x 8"	50

P.O. PLUGS - PLASTIC

⚙️ Plastic body with stainless steel trim ring and white rubber stopper with chain ⚙️ Individually packaged



PART NO.	TYPE	SIZE	MASTER
3134-101	No Overflow Holes	1 1/4" x 5"	80



P.O. PLUGS - PLASTIC PRESTO POP-UP

⚙️ Presto Pop-Up ⚙️ Two piece body ⚙️ CSA certified



3207-509

3207-510

3220-001
3220-004

PART NO.	TYPE	SIZE	MASTER
NEW 3207-509	Plastic - Chrome plated - 2-piece	1 1/4" x 9"	50
NEW 3207-510	Plastic - Chrome plated - Round stopper	1 1/4" x 9"	50
NEW 3220-001	Chrome plated - 2 3/8" Round stopper	1 1/4" x 9"	50
NEW 3220-004	Brushed nickel - 2 3/8" Round stopper	1 1/4" x 9"	50

CLOSET FLOOR FLANGES - BRASS



PART NO.	TYPE	SIZE	INNER	MASTER
3386-080	Light pattern	4"	10	50
3386-140	Heavy pattern	4"	10	50

CLOSET FLOOR FLANGES - PLASTIC



PART NO.	TYPE	SIZE	MASTER
3152-005	ABS - Flush fit	4" x 3"	12
NEW 3152-100	ABS - Square with SS Bolts	4" x 3"	36
3494-001	ABS - Inside fit	3"	20

CLOSET BOLTS - BRASS



⚙️ *Solid brass bolts, nuts and washers*

⚙️ *Packed in pairs, bagged with label*

PART NO.	SIZE	MASTER
3387-100	5/16" x 2 1/4"	250
3387-500	5/16" x 3 1/2"	50

CLOSET FLANGE EXTENSION KITS



⚙️ *PVC construction*
⚙️ *3 1/2" closet bolts & fastening screws included*

⚙️ *Raises flange 1/4", 1/2" or 3/4"*
⚙️ *Extends existing flange up to new floor level*

PART NO.	TYPE	MASTER
3274-100	For all types of floor flanges	12

WOBBLY TOILET REPAIR KITS



⚙️ *Heavy gauge plated steel construction*
⚙️ *Repairs wobbly toilets and loose closet flanges without replacing floors*

⚙️ *Complete with mounting screws & instructions*

PART NO.	TYPE	MASTER
3272-100	For plastic or brass flanges	40

SPANNER FLANGES



⚙️ *Repairs broken toilet flanges*

⚙️ *For all cast iron, brass & plastic toilet flanges*

PART NO.	MASTER
3624-901	120

TOILET TANK FILL VALVES



⚙️ *Compact one piece design, no float ball & rod*
⚙️ *Built-in filter screen*
⚙️ *Anti-siphon*

⚙️ *Fits all toilet tanks*
⚙️ *Fully adjustable water level*
⚙️ *Improved water inflow control*

PART NO.	TYPE	MASTER
3265-700	Plastic - anti-siphon	50

Plumbing Specialties

PLASTIC BALLCOCKS



⚙ Complete with 8" solid brass rod, ⚙ Piston valve type
9" refill tube & holder, coupling & flange nuts and washers

PART NO.	SIZE	MASTER
3265-100 Plastic - Standard	8 1/2"	30

TANK TO BOWL GASKETS



PART NO.	TYPE	MASTER
3547-001	Standard Size - Black	25
3547-002	Double Thick - Black	12
3547-003	Crane - Red	75

TANK TO BOWL BOLT KITS - BRASS



⚙ Each kit contains two 5/16" x 3" solid brass tank bolts, four rubber cloth impregnated washers, four brass washers and four brass hex nuts
⚙ Kits are individually bagged

PART NO.	SIZE	MASTER
3546-001	5/16" x 3"	150

TOILET TANK FLOATS



PART NO.	TYPE	INNER	MASTER
3558-001	Black Plastic		36
3558-002	Copper	12	72

PLUNGERS



⚙ High quality force cups ⚙ Complete with wood handles

PART NO.	TYPE	SIZE	MASTER
3620-001	Red - For Basin - 9" Handle	4"	24
3620-002	Red - 21" Handle	5 1/2"	24
3620-003	Black - With Funnel 21" Handle	6"	12
3620-005	Black "Beehive" with Funnel 21" Handle	6"	12



BATH WASTE & OVERFLOWS

- ⚙️ Heavy all brass construction
- ⚙️ Extra long tee for maximum adjustability
- ⚙️ Heavy chrome plated brass trim

PART NO.	TYPE	SIZE	MASTER
3219-101	Brass - Plug & Chain	16"	12
3129-003	Plastic - Trip Lever	16"	12


BATH WASTE & OVERFLOW TRIM KITS



- ⚙️ Kit includes face plate with 1 and 2 hole mounting screws, 1 1/4" drain and threaded 1 1/4" x 1 1/2" adapter bushing for drain body
- ⚙️ Fits most 1 1/4" & 1 1/2" thread bath wastes

PART NO.	TYPE	INNER	MASTER
3129-501	Chrome, Lift Lock	4	12

TEFLON TAPE



- ⚙️ Pipe thread tape made of virgin Teflon®
- ⚙️ Provides a strong tight seal for any threaded joints
- ⚙️ Permits easy disassembly
- ⚙️ Yellow and pink gas seal tape are UL listed

PART NO.	TYPE	SIZE	INNER	MASTER
3213-103	White, 0.35 g/cm ³	1/2" x 480" x 0.094mm	100	500
3213-480	White, High Density 0.05 g/cm ³	1/2" x 480" x 0.094mm	100	500
3203-480	Yellow Gas High Density, 1.2 g/cm ³	1/2" x 480" x 0.094mm	100	500
3204-260	Pink Gas High Density, 1.2 g/cm ³	1/2" x 260" x 0.094mm	100	500


ROOF FLASHINGS



- ⚙️ Heavy duty, extra thick EPDM construction
- ⚙️ For copper, plastic or cast iron pipe
- ⚙️ Full 20" x 20" apron, double seal collar
- ⚙️ Accommodates 2-12 through 6-12 pitch roofs

PART NO.	TYPE	SIZE	MASTER
3388-001	Flexible EPDM	1 1/2"	18
3388-002	Flexible EPDM	2"	18
3388-003	Flexible EPDM	3"	18
3388-004	Flexible EPDM	4"	18

SHOWER PAN LINER - ROLLS



- ⚙️ Flexible polyvinylchloride (PVC) sheet
- ⚙️ 30 Mil thick continuously marked on the roll

PART NO.	TYPE
3397-500	5 ft wide x 40 ft long

Plumbing Specialties

BATH FANS



⚙️ Galvanized steel fan housing mounts to joist with 3 finials caps of polished chrome, brushed nickel and oil rubbed bronze

⚙️ Mounting hardware included UL listed for over tub and shower when connected to a GFCI protected circuit

PART NO. TYPE

NEW 6202-001 3-in-1 Bath Fan with white globe LED Light, 80 CFM



6200-001



6201-500



6201-900

BATH FANS WITH BLUETOOTH SPEAKERS

⚙️ Galvanized steel fan housing mounts to joist

⚙️ Plays music via a smartphone's Bluetooth® connection

⚙️ Mounting hardware included UL listed for over tub and shower when connected to a GFCI protected circuit

PART NO. TYPE

6200-001 Bath Fan with Bluetooth® Speakers, 90 CFM

NEW 6201-500 Bath Fan with Bluetooth® Speakers, 90 CFM and 2 LED lights

NEW 6201-900 Bath Fan with Bluetooth® Speakers, 70 CFM and LED light

SUSPENSION STRAP - COILS

⚙️ Perforated to accept nails or bolts, 3/4" wide

⚙️ Available in a variety of finishes & lengths, boxed



Steel



Galvanized Steel



Solid Copper



Copper Clad

PART NO.	TYPE	SIZE	MASTER
3611-010	Steel	10 ft	34
3611-025	Steel	25 ft	20
3611-100	Steel	100 ft	12
3613-010	Galvanized Steel	10 ft	34
3613-025	Galvanized Steel	25 ft	20
3613-100	Galvanized Steel	100 ft	12
3615-010	Solid Copper	10 ft	34
3615-025	Solid Copper	25 ft	20
3617-010	Copper Clad	10 ft	34
3617-025	Copper Clad	25 ft	20
3617-100	Copper Clad	100 ft	5

JUST FOR COPPER GLUE







-  Solderless copper bonding
-  Non-flammable, non-toxic, odourless and tasteless
-  Tested to 1000 PSI, rated to 500 PSI
-  Temperature range of -40°C to 120°C

PART NO.	TYPE	SIZE	MASTER
3576-010	Standard	10 g	12

DIELECTRIC UNIONS







-  Prevents electrolysis or galvanic action when connecting dissimilar materials
-  For use with water up to 210°F
-  Threaded ends comply with ANSI B1.20.1
-  Solder ends comply with ANSI B16.18

PART NO.	TYPE	SIZE	INNER	MASTER
3168-003	Female x Solder	1/2"	10	100
3168-004	Female x Solder	3/4"	10	100
3168-005	Female x Solder	1"	10	80
3168-006	Female x Solder	1 1/4"	5	40
3168-007	Female x Solder	1 1/2"	5	30
3168-008	Female x Solder	2"	5	20
3168-094	Female x Solder	3/4" x 1/2"	10	100

FLEXIBLE GAS CONNECTORS - STAINLESS STEEL



-  7/8" O.D. corrugated stainless steel tubing
-  Complete with plated steel end fittings
-  Safely connects appliances to gas supply
-  Design certified for indoor and outdoor use, complies with CSA 6.27, CSA B149.1

PART NO.	TYPE	SIZE	MASTER
3280-018	18"	3/4" FIP	25
3280-024	24"	3/4" FIP	25
3280-036	36"	3/4" FIP	25
3280-048	48"	3/4" FIP	25
3280-112	12"	1/2" MIP	25
3280-118	18"	1/2" FIP	25
3280-124	24"	1/2" FIP	25
3280-136	36"	1/2" FIP	25
3280-148	48"	1/2" FIP	25
3282-001	End Fitting Only	1/2" FIP	25
3282-002	End Fitting Only	3/4" FIP	25
3282-003	End Fitting Only	1/2" FIP	25
3282-004	End Fitting Only	3/4" MIP	25

Plumbing Specialties



EZ CONNECT ADAPTERS - LEAD FREE



- ⚙️ Brass construction, use on hot or cold water
- ⚙️ Swivel screw connection, no drilling or extra valves required
- ⚙️ Creates a branch outlet from any supply stop
- ⚙️ Use when installing an ice maker, dishwasher, under-the-counter water filter or an other appliance that uses 1/4" or 3/8" O.D. copper or plastic tubing
- ⚙️ Meets NSF/ANSI lead free standards

PART NO.	SIZE	INNER	MASTER
3993-915	3/8" x 1/4"	10	80
3993-916	3/8" x 3/8"	10	80



SADDLE VALVES - LEAD FREE



- ⚙️ Brass construction
- ⚙️ Outlets fits 1/4" copper or poly tubing
- ⚙️ For use on copper tubing from 3/8" to 1"
- ⚙️ Meets NSF/ANSI 372 lead free standards

PART NO.	TYPE	INNER	MASTER
3993-904	Self-piercing	25	200

TRAP CONNECTORS



- ⚙️ Brass slip ring
- ⚙️ Chrome plated die cast nut
- ⚙️ Male end I.D. machined for copper sweat installation

PART NO.	TYPE	SIZE	INNER	MASTER
3158-866	Slip x Male	1 1/4" x 1 1/4"	12	72
3158-876	Slip x Male	1 1/4" x 1 1/2"	12	72
3158-877	Slip x Male	1 1/2" x 1 1/2"	12	72
3158-966	Slip x Female	1 1/4" x 1 1/4"	12	72
3158-976	Slip x Female	1 1/4" x 1 1/2"	12	72
3158-977	Slip x Female	1 1/2" x 1 1/2"	12	72



PVC UNIONS

- ⚙️ For both Schedule 40 & 80 pipe
- ⚙️ Threaded ends comply with ANSI B1.20.1
- ⚙️ Solvent ends comply with ASTM D2466
- ⚙️ NSF certified
- ⚙️ Meets NSF/ANSI 372 lead free standards
- ⚙️ Rated at 150 PSI at 73°F



PART NO.	TYPE	SIZE	INNER	MASTER
3164-103	Threaded	1/2"	12	96
3164-104	Threaded	3/4"	12	72
3164-105	Threaded	1"	12	60
3164-106	Threaded	1 1/4"	6	36
3164-107	Threaded	1 1/2"	6	36
3164-108	Threaded	2"	6	24
3164-603	Solvent	1/2"	12	96
3164-604	Solvent	3/4"	12	72
3164-605	Solvent	1"	12	60
3164-606	Solvent	1 1/4"	6	36
3164-607	Solvent	1 1/2"	6	36
3164-608	Solvent	2"	6	24
NEW 3164-610	Solvent	3"		1
NEW 3164-611	Solvent	4"		1

SHOWER STALL ELBOWS

- ⚙️ Brass body
- ⚙️ For stable mounting of shower arms to shower stalls



PART NO.	TYPE	SIZE	INNER	MASTER
3993-113	MIP	1/2"	6	72
3993-913	PEX	1/2"	6	72

MOUNTING PLATES

- ⚙️ For all non-freeze wall hydrants and sillcocks



PART NO.	MASTER
3993-117	15

TRAP VENTS

- ⚙️ Replaces any secondary plumbing vent protecting the traps of kitchen sinks, bathroom basins, tubs, showers or washing machines




PART NO.	TYPE	SIZE	MASTER
3995-001	Threaded	1/2"	90

Plumbing Specialties

WASHING MACHINE HOSES - HIGH PRESSURE RUBBER

- ⚙️ *High pressure EPDM reinforced rubber hose*
- ⚙️ *Burst strength 800 PSI*
- ⚙️ *For hot and cold water*
- ⚙️ *Bulk pack or individually bagged with washers*



PART NO.	TYPE	LENGTH	MASTER
3250-004	Female x Female, bagged	4 ft	10
3250-905	Female x Female, bagged	5 ft	10
3250-006	Female x Female, bulk	6 ft	50
3250-906	Female x Female, bagged	6 ft	10
3250-908	Female x Female, bagged	8 ft	10
3250-010	Female x Female, bagged	10 ft	10
3250-012	Female x Female, bagged	12 ft	10
3250-015	Female x Female, bagged	15 ft	10
3250-195	Female x Female 90° Elbow, bagged	5 ft	10
3250-196	Female x Female 90° Elbow, bagged	6 ft	10
3250-198	Female x Female 90° Elbow, bagged	8 ft	10
3250-305	Dishwasher Inlet Hose Female 90° Elbow x 1/8" Male	5 ft	10
3250-412	"Y" Mixer Hose, bulk	12 in	50
3250-912	"Y" Mixer Hose, bagged	12 in	10



DRAIN HOSES - NON-PRESSURE

NEW

PART NO.	TYPE	LENGTH	MASTER
3251-305	Hook Hose - Rubber	5 ft	10
3251-606	Washing Machine - Corrugated plastic	6 ft	10
3251-806	Dishwasher - Corrugated plastic	6 ft	10

DRAIN HOSES - DISPENSER CARTONS

- ⚙️ *Smooth black finish, EPDM compound*
- ⚙️ *Polyester reinforced for maximum service life for all domestic & commercial pressure applications*



PART NO.	TYPE	LENGTH
3251-001	5/8" I.D. - High pressure	50 ft
3251-002	7/8" I.D. - High pressure	50 ft
3251-101	15/16" I.D. - Non-pressure	50 ft

WAX GASKETS - WITH FLANGE



PART NO.	DESCRIPTION	MASTER
7500-001	Standard wax, fits 3" & 4" lines, for floor closet bowls	24
7500-003	Urethane wax, fits 3" & 4" lines, for floor closet bowls	24
7500-010	Standard wax, extra thick 40% more wax for more positive seal	24

WAX GASKETS - LESS FLANGE



PART NO.	DESCRIPTION	MASTER
7501-000	Standard wax, Economy 6 oz for floor closet bowls	48
7501-001	Standard wax, 8 oz, for floor closet bowls	48
7501-006	Urethane wax, fits 2" urinal outlet	24

PLUMBER'S PUTTY



- ⚙️ *Stainless, long lasting and easy to use*
- ⚙️ *Remains flexible, will not harden, shrink, crack or crumble even if can is left open*
- ⚙️ *For setting bowls, rims, strainers, faucets, etc.*
- ⚙️ *Not for use on marble or plastic*

PART NO.	TYPE	SIZE	MASTER
7515-001	Plastic container	397 g	24

TFE PASTE



- ⚙️ *Thread lubricant and sealant*
- ⚙️ *Pure white, non-hardening*
- ⚙️ *Apply to clean male pipe threads on metals, PVC, CPVC ABS, polypropylene and nylon*

PART NO.	TYPE	SIZE	MASTER
7507-001	Hang-Tab tube	30 ml	12
7507-003	Brush-Top bottle	118 ml	24
7507-004	Brush-Top bottle	236 ml	12
7507-005	Brush-Top bottle	473 ml	12

Plumbing Specialties

PIPE THREAD COMPOUND



- ⚙️ *Thixotropic non-drip paste for pipe joint threads*
- ⚙️ *Never hardens, joints can separate easily*
- ⚙️ *Prevents corrosion to threads*
- ⚙️ *Does not contain lead*

PART NO.	TYPE	SIZE	MASTER
7509-001	Hang-Tab tube	30 ml	12
7509-003	Brush-top bottle	230 ml	12

PIPE THREAD STICK



- ⚙️ *Pipe thread compound in stick form*
- ⚙️ *Lubricates, seals and prevents rust & corrosion*

PART NO.	TYPE	SIZE	INNER	MASTER
7510-001	12 Sticks/Display	37 g	12	48

FAUCET & VALVE GREASE



- ⚙️ *Resists high temperature, waterproof*
- ⚙️ *Apply to stems of faucets, valves, ballcocks, plungers, packings and washers*

PART NO.	TYPE	SIZE	INNER	MASTER
7519-001	Hang-Tab tube	30 ml	12	48

FURNACE CEMENT



- ⚙️ *For all coal or wood burning furnaces & stoves*
- ⚙️ *Compound resists high temperature and dries to a hard grey finish*
- ⚙️ *Withstands the same temperatures as fire brick*
- ⚙️ *Repairs casting cracks - fills voids in & around furnace and stove parts*

PART NO.	TYPE	SIZE	MASTER
7517-001	Can	237 ml	12
7517-002	Can	473 ml	6
7517-003	Can	946 ml	6



PLUMBER'S SAND CLOTH

PART NO.	TYPE	SIZE	MASTER
3566-004	Aluminum oxide, 120 grit	1 1/2" x 5 yards	100
3568-001	Open mesh, 180 grit	1 1/2" x 5 yards	100



FITTING, TUBE & ACID BRUSHES

PART NO.	TYPE	SIZE	INNER	MASTER
3561-003	Fitting Brush	1/2"	100	400
3561-004	Fitting Brush	3/4"	100	300
3216-201	Acid Brush - Metal Handle	1/4"	144	1728
3216-301	Acid Brush - Metal Handle	3/8"	144	1728



DUCT TAPE

- ⚙ *Silver cloth duct tape, single coated with a rubber pressure sensitive adhesive*
- ⚙ *Individual wrapped rolls*

PART NO.	TYPE	SIZE	MASTER
3389-100	General purpose, 7 Mil	44 mm x 55m (2" x 60 yards)	24



ALUMINUM FOIL TAPE

- ⚙ *Use on insulation board and batts to maintain the integrity of the vapour barrier*
- ⚙ *Can be used on irregular and curved surfaces*
- ⚙ *Service temperatures of 0° to 150°F*

PART NO.	TYPE	SIZE	MASTER
3379-150	1.5 Mil	2 x 50 yards	24
3379-200	2.0 Mil, UL approved	2 x 50 yards	24

Plumbing Specialties



COLD WEATHER FAUCET COVER

- ⚙️ *Insulates outdoor faucets in cold weather*
- ⚙️ *Made from 5/8" expanded polystyrene*

PART NO.	MASTER
7538-001	40

WATER HEATER PANS - WITH DRAIN

- ⚙️ *Durable .032 mil (20 gauge) aluminum circular pans recommended for water heater protection*
- ⚙️ *2 1/8" deep*
- ⚙️ *Will not rust*
- ⚙️ *Predrilled with 1" drain kit fitting protection*

PART NO.	MASTER
3360-026	10



FLUSH VALVE REPAIR PARTS

PART NO.	TYPE	MASTER
7575-001	A-156A Diaphragm - card	6
7575-002	A-15-A Molded disc - card	12
7575-003	A-36-A Closet inside parts kit - card	6
7575-004	A-37-A Urinal inside parts kit - card	6
7575-005	A-38-A Water saver closet parts kit - card	6
7575-006	A-19-AC Closet relief valve - card	6
7575-008	B-32-A Handle assembly - header bag	6
7575-009	B-50-A Handle repair kit - card	12
7575-010	H-541-AA 1" S.D. Stop repair kit - card	6
7575-011	H-543-AA 3/4" S.D. Stop repair kit - card	6
7575-014	V-551-A Vacuum breaker repair kit - card	6
7575-018	A-163-A Guide	12
7575-019	B-39 Seal	12
7575-020	A-56A Diaphragm with A-29	12
7575-021	A-56-AA Diaphragm repair kit A-29	6
7575-022	A-156-AA Diaphragm repair kit	6
7575-023	H-573 1" Cap CP	
7575-024	H-582 3/4" Cap CP	
7575-025	S-60-AU Piston assembly with S-21	
7575-026	S-14-A Molded cup	12
7575-027	S-14-AA Crown/naval closet urinal washer set	6
7575-030	V-101-A Vacuum breaker repair kit	
7575-031	V-500-A Vacuum breaker complete 1 1/2" x 3 1/16"	
7575-032	G-101-A GEM Urinal piston	
7575-034	G-36-A GEM CP Handle assembly	
7575-035	K-60-A Piston assembly with S-123-A	



NO. 66, 67 AND 68 AUTO-VENTS AND ACCESSORIES



#67

#66

#68



7A



#9AS



#675



#670

- ⚙ No air chamber required
- ⚙ Float-operated vents for installation on convector radiators, baseboard radiation & radiant panels

- ⚙ Designed for use where space is limited
- ⚙ For use on systems with pressures up to 50 lbs

PART NO.	MAID-O-MIST #	DESCRIPTION	MASTER
6350-001	#67	1/8" I.P. male connection, 50 PSI	144
6350-002	#66	1/8" I.P. male connection, 50 PSI	144
6350-003	#68	1/4" I.P. male connection, 50 PSI	144
6350-020	#7A	Connector for Safe Waste	10
6350-201	#67AS, with auto shutoff	1/8" I.P. male connection, 50 PSI	144
6350-888		Caps for air vents	50
6350-999	#9AS	"Shortstop" Auto Shutoff for #66, 67 & 68	10

NO. 670 AND AUTO-VENTS

PART NO.	MAID-O-MIST #	DESCRIPTION	MASTER
6340-001	#675	1/8" I.P. male connection, 150 PSI	100
6350-015	#670	High cap air vent	100

NO. 7 SERIES AUTO-VENTS



#7

#71

#74



#75



#77



#78

- ⚙ For continuous venting of hot water heating systems and chilled water cooling systems
- ⚙ The No. 7 Series Auto-Vents are reliable automatic air eliminating valves for concealed radiators, pipe lines, tanks and other devices

- ⚙ Install on mains, pipe lines, unit heaters, chillers, convectors, radiant panels and coils

PART NO.	MAID-O-MIST #	DESCRIPTION	MASTER
6350-004	#7	1/8" I.P. female connection, 75 PSI	100
6350-005	#71	1/4" I.P. male connection, 150 PSI	100
6350-006	#74	1/8" I.P. female connection, 150 PSI	100
6350-007	#75	1/2" I.P. female, 3/4" male I.P. combination, 50 PSI	100
6350-008	#77	1/8" I.P. female, 1/8" female side, 75 PSI	12
6350-009	#78	1-8" I.P. male connection, 75 PSI	100

NO. 27 AND 37 AUTO-VENTS



#27



#37

- ⚙ For automatically venting radiators, convectors, fan coil units or baseboard radiation

- ⚙ No air chamber is necessary

PART NO.	MAID- O-MIST #	DESCRIPTION	MASTER
6350-010	#27	1/8" I.P. female side connection, 50 PSI	100
6350-011	#37	1/8" male bottom connection, 50 PSI	100

MAID-O-MIST

NO. 72 AIR VENTS



#72

- ⚙️ Expansion type
- ⚙️ For vertical or horizontal mounting
- ⚙️ For convectors, baseboard and free-standing radiation
- ⚙️ Equipped with a stop to prevent the cap from being accidentally twisted off

PART NO.	MAID-O-MIST #	DESCRIPTION	MASTER
6350-012	#72	1/8" I.P. male connection, 75 PSI	24

MANUAL VENTS

- ⚙️ Designed for use on free-standing or baseboard radiators, convectors or high points in a hot water heating system where air tends to collect



#95

PART NO.	MAID-O-MIST#	DESCRIPTION	INNER	MASTER
6340-501		1/8" I.P. male connection, wheel handle	50	1200
6340-502		1/8" I.P. male connection, screwdriver slot	100	1000
6350-014	#95	Push-button manual vent, 50 PSI		24

FLOAT CONTROL VALVES

- ⚙️ Precision designed to fill requirements for humidifying units, pan fillers, air conditioning equipment, evaporative coolers and other applications where dependable water level control is essential in limited space to meet various operating conditions



#52



#51

PART NO.	MAID-O-MIST #	DESCRIPTION	MASTER
6350-013	#52	Red brass float, 1 gallon/min capacity	100
6350-019	#51	Plastic float, 1/2 gallon per min. capacity	12
6350-021	#59	Plastic float, 1/2 gallon per min. capacity	12
6350-590	5900	Water Boy valve	12

"JACOBUS" STEAM VENTS

- ⚙️ Self-adjusting thermostatic control
- ⚙️ Reduces radiator noise
- ⚙️ Assures even heat distribution
- ⚙️ Float to prevent water escape
- ⚙️ Lowers fuel consumption and costs



#40M




PART NO.	MAID-O-MIST #	TYPE	PIPE SIZE	VENT SIZE	MASTER
6351-002	#40M	Vertical Steam Vent	1/8"		12
6351-501	#4	Angle	1/8"	.040"	12
6351-502	#5	Angle	1/8"	.070"	12
6351-503	#5	Straight	1/8"	.070"	12
6351-504	#5	Straight	1/4"	.070"	12
6351-505	#6	Angle	1/8"	.935"	12
6351-506	#6	Straight	1/8"	.935"	12
6351-507	#6	Straight	1/4"	.935"	12
6351-508	C	Angle	1/8"	.1285"	12
6351-509	C	Straight	1/8"	.1285"	12
6351-510	C	Straight	1/4"	.1285"	12
6351-511	D	Angle	1/8"	.1850"	12
6351-512	D	Straight	1/8"	.1850"	12
6351-513	D	Straight	1/4"	.1850"	12
6351-901	#1	Straight Main Vent	1/2" x 3/4"	.1850"	12
6351-999		Adjustable cap for Jacobus			25



Fittings & Nipples






FITTINGS AND NIPPLES	PAGE
BAR STOCK FITTINGS	71
CAST BRASS FITTINGS	71
COPPER FITTINGS	68-70
COPPER TUBE COILS	72
CORPORATION FITTINGS - BRONZE	72
CRIMP TOOLS	67
J-CLAMPS	66
MANIFOLDS	66
PEX CINCH CLAMP - STAINLESS STEEL	65
PEX CRIMP RINGS - COPPER	65
PEX FITTINGS - BRASS - BAR CODED	62
PEX FITTINGS - BRASS - BULK	61
PEX FITTINGS - BRASS - CONTRACTOR PACKS	63
PEX FITTINGS - PLASTIC - CONTRACTOR BAGS	64
PEX FITTINGS - PLASTIC - BAR CODED	64
PEX FITTINGS - PLASTIC - BULK	63
PEX X COMPRESSION FITTINGS	65
PEX PRESS SLEEVES - STAINLESS STEEL	65
PEX STUB OUT ELBOWS	66
PIPE CUTTERS	67
PIPE FITTINGS - MALLEABLE IRON - BLACK	77-79
PIPE FITTINGS - MALLEABLE IRON - GALVANIZED	82-85
PIPE FITTINGS - THREADED - BRONZE	72-74
PIPE INSERT FITTINGS - GALVANIZED STEEL	89
PIPE MERCHANT COUPLINGS - GALVANIZED STEEL	89
PIPE NIPPLES - BLACK STEEL	79-82
PIPE NIPPLES - GALVANIZED STEEL	86-88
PIPE NIPPLES - THREADED BRASS	75
PIPE NIPPLES - PVC	76
PUSH-FIT FITTINGS	59
SUPPORTS & BRACKETS	66

Click to navigate 





PUSH-FIT FITTINGS - LEAD FREE

-  Lead free brass construction
-  Easy installation: no solder, flux or glues required
-  Join copper, CPVC and PEX tubing in any combination
-  cUPC certified
-  Meets NSF/ANSI 372 lead free standard



PART NO.	TYPE	SIZE	BAG	INNER	MASTER
9492-003	90° Elbow	1/2"	5	25	100
9492-004	90° Elbow	3/4"	5	25	100
9492-005	90° Elbow	1"	5	25	100
9492-043	90° Elbow	3/4" x 1/2"	5	25	100
9492-703	90° Elbow - Push-Fit x MIP	1/2"	5	25	100
9492-704	90° Elbow - Push-Fit x MIP	3/4"	5	25	100
9492-803	90° Elbow - Push-Fit x FIP	1/2"	5	25	100
9492-804	90° Elbow - Push-Fit x FIP	3/4"	5	25	100
9492-903	90° Elbow - Drop-ear	1/2"	5	25	100
9492-203	Coupling	1/2"	5	25	100
9492-204	Coupling	3/4"	5	25	100
9492-205	Coupling	1"	5	25	100
9492-243	Reducing Coupling	3/4" x 1/2"	5	25	100
9492-254	Reducing Coupling	1" x 3/4"	5	25	100
9482-003	Slip Coupling	1/2"	5	25	100
9482-004	Slip Coupling	3/4"	5	25	100
9492-303	Cap	1/2"	5	25	100
9492-304	Cap	3/4"	5	25	100
9492-305	Cap	1"	5	25	100
9492-403	Tee	1/2"	5	25	100
9492-404	Tee	3/4"	5	25	100
9492-405	Tee	1"	5	25	100
9492-433	Reducing Tee	3/4" x 1/2" x 1/2"	5	25	100
9492-434	Reducing Tee	3/4" x 1/2" x 3/4"	5	25	100
9492-443	Reducing Tee	3/4" x 3/4" x 1/2"	5	25	100
9492-454	Reducing Tee	1" x 1" x 3/4"	5	25	100
9492-503	Female Adapter	1/2"	5	25	100
9492-504	Female Adapter	3/4"	5	25	100
9492-505	Female Adapter	1"	5	25	100
9492-534	Female Reducing Adapter	1/2" x 3/4"	5	25	100
9492-545	Female Reducing Adapter	3/4" x 1"	5	25	100
9492-603	Male Adapter	1/2"	5	25	100
9492-604	Male Adapter	3/4"	5	25	100
9492-605	Male Adapter	1"	5	25	100
9492-634	Male Reducing Adapter	1/2" x 3/4"	5	25	100
9492-654	Male Reducing Adapter	1" x 3/4"	5	25	100

PUSH-FIT INSERT SLEEVE

-  For use with PEX
-  Packaged in bags of 5



Sleeves

PART NO.	SIZE	INNER	MASTER
9484-993	1/2"	5	1000
9484-994	3/4"	5	100

Fittings & Nipples

STOP VALVE TEE ADAPTERS - PUSH-FIT - LEAD FREE



- ⚙️ Lead free brass construction, use on hot or cold water
- ⚙️ Swivel screw connection, no drilling or extra valves required
- ⚙️ Creates a branch outlet from any supply stop
- ⚙️ Use when installing an ice maker, dishwasher, under-the-counter water filter or any other appliance that uses 1/4" or 3/8" O.D. copper or plastic tubing

PART NO.	INLET	OUTLET	BAG	INNER	MASTER
9494-916	1/4" O.D. Push	3/8" O.D. Fem. Comp. x 3/8" O.D. Push	5	25	100

PUSH-FIT X COMPRESSION FITTINGS - LEAD FREE



- ⚙️ Lead free brass construction
- ⚙️ Easy installation: no solder, flux or glues required
- ⚙️ Joins copper, CPVC and PEX tubing in any combination
- ⚙️ cUPC certified
- ⚙️ Meets NSF/ANSI 372 lead free standard

PART NO.	INLET	OUTLET	BAG	INNER	MASTER
9495-032	5/8" O.D. Push	3/8" O.D. Comp.	5	25	100


FAUCET & TOILET ADAPTERS - PUSH-FIT - LEAD FREE



- ⚙️ Lead free brass construction
- ⚙️ Easy installation: no solder, flux or glues required
- ⚙️ Joins copper, CPVC and PEX tubing in any combination
- ⚙️ cUPC certified
- ⚙️ Meets NSF/ANSI 372 lead free standard

PART NO.	TYPE	INLET	OUTLET	BAG	INNER	MASTER
9496-703	Faucet	5/8" O.D. Push	1/2" FIP	5	25	100
9496-803	Toilet	5/8" O.D. Push	7/8" BC	5	25	100

WATER HEATER INSTALLATION KITS - PUSH-FIT - LEAD-FREE



- ⚙️ Includes two push-fit female adapters and one push-fit removal tool
- ⚙️ For use with copper, PEX, & CPVC tubing
- ⚙️ Meets NSF/ANSI 372 lead free standard

PART NO.	TYPE	SIZE	BAG	INNER	MASTER
9493-534	Push-Fit x FIP	1/2" x 3/4"	5	25	100
9493-544	Push-Fit x FIP	3/4" x 3/4"	5	25	100

REMOVAL TOOLS - PUSH-FIT





- ⚙️ For use with copper, PEX & CPVC tubing

PART NO.	TYPE	SIZE	INNER	MASTER
9484-003	Push-Fit	1/2"	50	500
9484-004	Push-Fit	3/4"	50	500
9484-005	Push-Fit	1"	50	500



PEX FITTINGS - BRASS - LEAD FREE - BULK

 Brass insert fittings, for use with cross-linked polyethylene (PEX) tubing

 CSA certified to the requirements of NSF/ANSI 61-4



Couplings

90° Elbows

90° Elbows
PEX x Male Sweat

90° Elbows
PEX x Female Sweat

90° Elbows - Drop-ear

Tees

Plugs

Male Adapters - P x M

Male Sweat Adapters

Female Adapters - P x F

Female Sweat Adapters

Swivel Adapters
Brass Nut - PEX x FIP

Toilet Adapters
Plastic Nut - PEX x BC

PART NO.	TYPE	SIZE	INNER	MASTER
9376-003	Coupling	1/2"	50	1000
9376-004	Coupling	3/4"	25	500
9376-005	Coupling	1"	25	300
9376-043	Coupling	3/4" x 1/2"	50	500
9376-054	Coupling	1" x 3/4"	50	400
9377-033	90° Elbow	1/2"	50	750
9377-043	90° Elbow	3/4" x 1/2"	25	500
9377-044	90° Elbow	3/4"	25	500
9377-055	90° Elbow	1"	25	200
9377-733	90° Elbow - PEX x Male Sweat	1/2" x 1/2"	25	750
9377-734	90° Elbow - PEX x Female Sweat	1/2" x 3/4"	25	100
9377-933	90° Drop Ear Elbow - PEX x FIP	1/2" x 1/2"	25	200
9378-333	Tee	1/2"	50	500
9378-334	Tee	1/2" x 1/2" x 3/4"	25	250
9378-433	Tee	3/4" x 1/2" x 1/2"	25	250
9378-434	Tee	3/4" x 1/2" x 3/4"	25	250
9378-443	Tee	3/4" x 3/4" x 1/2"	25	250
9378-444	Tee	3/4"	25	250
9378-544	Tee	1" x 3/4" x 3/4"	25	200
9378-545	Tee	1" x 3/4" x 1"	25	200
9378-553	Tee	1" x 1" x 1/2"	25	200
9378-554	Tee	1" x 1" x 3/4"	25	200
9378-555	Tee	1"	25	200
9379-003	Plug	1/2"	100	2000
9379-004	Plug	3/4"	50	1000
9379-005	Plug	1"	25	500
3981-033	Male Adapter - P x M	1/2"	25	400
9381-034	Male Adapter - P x M	1/2" x 3/4"	25	250
9381-043	Male Adapter - P x M	3/4" x 1/2"	25	300
9381-044	Male Adapter - P x M	3/4"	25	250
9381-054	Male Adapter - P x M	1" x 3/4"	15	120
9381-055	Male Adapter - P x M	1"	25	150
9381-903	Male Sweat Adapter	1/2"	50	1000
9381-904	Male Sweat Adapter	3/4"	25	400
9381-905	Male Sweat Adapter	1"	25	200
9381-934	Male Sweat Adapter	1/2" x 3/4"	25	400
9381-943	Male Sweat Adapter	3/4" x 1/2"	25	400
9383-033	Female Adapter - P x F	1/2"	25	400
9383-034	Female Adapter - P x F	1/2" x 3/4"	25	250
9383-043	Female Adapter - P x F	3/4" x 1/2"	25	250
9383-044	Female Adapter - P x F	3/4"	25	250
9383-055	Female Adapter - P x F	1"	25	150
9383-903	Female Sweat Adapter	1/2"	50	1000
9383-904	Female Sweat Adapter	3/4"	25	500
9383-905	Female Sweat Adapter	1"	25	200
9383-703	Swivel Adapter, Brass Nut - PEX x FIP	1/2"	25	400
9383-803	Toilet Adapter, Plastic Nut - PEX x BC	1/2" x 7/8"	25	250



Fittings & Nipples

PEX FITTINGS - BRASS - BAR CODED - LEAD FREE

⚙️ Brass insert fittings, for use with cross-linked polyethylene (PEX) tubing

⚙️ CSA certified to the requirements of NSF/ANSI 61-4

Couplings

90° Elbows

90° Elbows
PEX x Male Sweat

90° Elbows - Drop-ear

Tees

Plugs

Male Adapters - P x M

Male Sweat Adapters

Female Adapters - P x F

Female Sweat Adapters

PEX x PB Adapter Kits

Swivel Adapters
Brass Nut, PEX x FIP

Swivel Adapters
Less Nut, PEX x FIP

Swivel Adapters
Plastic Nut, PEX x FIP

Swivel Elbows
Plastic Nut, PEX x FIP

PART NO.	TYPE	SIZE	INNER	MASTER
9776-003	Coupling	1/2"	25	800
9776-004	Coupling	3/4"	25	400
9776-043	Coupling	3/4" x 1/2"	25	400
9777-033	90° Elbow	1/2"	25	600
9777-043	90° Elbow	3/4" x 1/2"	25	250
9777-044	90° Elbow	3/4"	25	400
9777-633	90° Elbow - PEX x Male Sweat	1/2" x 1/2"	25	250
9777-933	90° Drop Ear Elbow	1/2" x 1/2"	25	200
9777-943	90° Drop Ear Elbow	3/4" x 1/2"	25	200
9778-333	Tee	1/2"	25	400
9778-334	Tee	1/2" x 1/2" x 3/4"	25	200
9778-433	Tee	3/4" x 1/2" x 1/2"	25	200
9778-434	Tee	3/4" x 1/2" x 3/4"	25	200
9778-443	Tee	3/4" x 3/4" x 1/2"	25	200
9778-444	Tee	3/4"	25	200
9779-003	Plug	1/2"	25	1400
9779-004	Plug	3/4"	25	800
9781-033	Male Adapter - P x M	1/2"	25	400
9781-034	Male Adapter - P x M	1/2" x 3/4"	25	250
9781-043	Male Adapter - P x M	3/4" x 1/2"	25	250
9781-044	Male Adapter - P x M	3/4"	25	250
9781-903	Male Sweat Adapter	1/2"	25	700
9781-904	Male Sweat Adapter	3/4"	25	300
9781-934	Male Sweat Adapter	1/2" x 3/4"	25	300
9781-943	Male Sweat Adapter	3/4" x 1/2"	25	200
9783-033	Female Adapter - P x F	1/2"	25	400
9783-034	Female Adapter - P x F	1/2" x 3/4"	25	250
9783-043	Female Adapter - P x F	3/4" x 1/2"	25	200
9783-044	Female Adapter - P x F	3/4"	25	250
9783-903	Female Sweat Adapter	1/2"	25	700
9783-904	Female Sweat Adapter	3/4"	25	400
9783-603	PEX x PB Adapter Kit	1/2"	50	1000
9783-604	PEX x PB Adapter Kit	3/4"	25	500
9783-703	Swivel Adapter, Plastic Nut - PEX x FIP	1/2"	25	300
9783-704	Swivel Adapter, Plastic Nut - PEX x FIP	3/4"	25	200
9783-714	Swivel Adapter, Brass Nut - PEX x FIP	3/4"	25	250
9783-753	Swivel Adapter, Less Nut - PEX x FIP	1/2"	25	250
9783-803	Swivel Elbow, Plastic Nut - PEX x FIP	1/2"	25	300



PEX FITTINGS - BRASS - CONTRACTOR PACKS

⚙️ Brass insert fittings, for use with cross-linked polyethylene (PEX) tubing

⚙️ CSA certified to the requirements of NSF/ANSI 61-4



PART NO.	TYPE	SIZE	MASTER
9776-803	Coupling - Pack 25	1/2"	24
9776-804	Coupling - Pack 25	3/4"	12
9777-833	90° Elbow - Pack 25	1/2"	24
9777-844	90° Elbow - Pack 25	3/4"	12
9778-744	Tee - Pack 20	3/4"	12
9778-833	Tee - Pack 25	1/2"	12
9778-844	Tee - Pack 25	3/4"	12
9779-803	Plug - Pack 25	1/2"	24
9779-804	Plug - Pack 25	3/4"	24
9781-833	Male Adapter - P x M - Pack 25	1/2"	12
9783-833	Female Adapter - P x F - Pack 25	1/2"	12



PEX FITTINGS - PLASTIC - BULK

⚙️ Plastic insert fittings, for use with cross-linked polyethylene (PEX) tubing

⚙️ CSA certified to the requirements of NSF/ANSI 61-4



PART NO.	TYPE	SIZE	INNER	MASTER
9250-003	Coupling	1/2"	50	1000
9250-004	Coupling	3/4"	50	600
9250-005	Coupling	1"	25	200
9250-043	Coupling	3/4" x 1/2"	25	500
9251-003	90° Elbow	1/2"	50	500
9251-004	90° Elbow	3/4"	25	350
9251-005	90° Elbow	1"	10	200
9252-333	Tee	1/2"	50	500
9252-433	Tee	3/4" x 1/2" x 1/2"	25	300
9252-434	Tee	3/4" x 1/2" x 3/4"	25	300
9252-443	Tee	3/4" x 3/4" x 1/2"	25	300
9252-444	Tee	3/4"	25	250
9252-553	Tee	1" x 1" x 1/2"	10	100
9252-554	Tee	1" x 1" x 3/4"	10	100
9252-555	Tee	1"	10	100
9253-033	Male Adapter	1/2"	50	500
9253-034	Male Adapter	1/2" x 3/4"	25	400
9253-043	Male Adapter	3/4" x 1/2"	25	300
9253-044	Male Adapter	3/4"	25	350
9253-055	Male Adapter	1"	25	200
9254-033	Female Adapter	1/2"	25	400
9254-044	Female Adapter	3/4"	25	200
9255-003	Plug	1/2"	100	2000
9255-004	Plug	3/4"	100	1000
9255-005	Plug	1"	25	500



Couplings



90° Elbows



Tees



Reducing Tees



Male Adapters



Female Adapters



Plugs

PEX FITTINGS - PLASTIC - BAR CODED

PART NO.	TYPE	SIZE	INNER	MASTER
9750-003	Coupling	1/2"	25	1000
9750-004	Coupling	3/4"	25	600
9750-043	Coupling	3/4" x 1/2"	25	600
9751-003	90° Elbow	1/2"	25	500
9751-004	90° Elbow	3/4"	25	350
9752-333	Tee	1/2"	25	400
9752-433	Reducing Tee	3/4" x 1/2" x 1/2"	25	300
9752-434	Reducing Tee	3/4" x 1/2" x 3/4"	25	300
9752-443	Reducing Tee	3/4" x 3/4" x 1/2"	25	300
9752-444	Tee	3/4"	25	250
9753-033	Male Adapter	1/2"	25	500
9753-034	Male Adapter	1/2" x 3/4"	25	400
9753-043	Male Adapter	3/4" x 1/2"	25	300
9753-044	Male Adapter	3/4"	25	350
9754-033	Female Adapter	1/2"	25	400
9754-044	Female Adapter	3/4"	25	200
9755-003	Plug	1/2"	25	2000
9755-004	Plug	3/4"	25	1000

PEX FITTINGS - PLASTIC - BAGS

PART NO.	TYPE	SIZE	MASTER
9250-803	Coupling - Bag 50	1/2"	20
9250-804	Coupling - Bag 50	3/4"	12
9251-803	90° Elbow - Bag 50	1/2"	10
9251-804	90° Elbow - Bag 25	3/4"	14
9252-833	Tee - Bag 50	3/4"	10
9252-843	Reducing Tee - Bag 25	3/4" x 3/4" x 1/2"	12
9252-844	Tee - Bag 25	3/4"	10
9255-803	Plug - Bag 100	1/2"	20
9255-804	Plug - Bag 100	3/4"	10

PEX CRIMP RINGS - COPPER



PART NO.	TYPE	SIZE	INNER PACK	INNER	MASTER
9284-003	Bulk	1/2"	100	1000	4000
9284-004	Bulk	3/4"	50	500	2000
9284-005	Bulk	1"	50	250	1000
9284-703	Retail - Bag 100	1/2"			24
9284-704	Retail - Bag 100	3/4"			12
9284-803	Retail - Bag 25	1/2"			60
9284-804	Retail - Bag 25	3/4"			32
9684-503	Retail - Bag 10	1/2"			150
9684-504	Retail - Bag 10	3/4"			100
NEW 9684-505	Retail - Bag 5	1"			50

PEX CINCH CLAMP - STAINLESS STEEL



PART NO.	TYPE	SIZE	INNER	MASTER
9287-003	Retail - Bag 10	1/2"	100	500
9287-004	Retail - Bag 5	3/4"	50	500
NEW 9287-104	Retail - Bag 10	3/4"	25	250
NEW 9287-503	Bulk	1/2"	100	1000
NEW 9287-504	Bulk	3/4"	50	500
NEW 9287-703	Retail - Bag 100	1/2"		48
NEW 9287-704	Retail - Bag 100	3/4"		24
9287-903	Retail - Bag 50	1/2"	20	100
9287-904	Retail - Bag 50	3/4"	10	50

PEX PRESS SLEEVES - STAINLESS STEEL



PART NO.	TYPE	SIZE	INNER	MASTER
9289-003	Bulk	1/2"	100	5000
9289-004	Bulk	3/4"	50	3200
9289-005	Bulk	1"	25	1600
9689-503	Retail - Bag 10	1/2"	10	500
9689-504	Retail - Bag 10	3/4"	5	320

PEX X COMPRESSION FITTINGS



PART NO.	TYPE	SIZE	INNER	MASTER
9282-032	Straight	1/2" PEX x 3/8" O.D. Comp.	50	500
9282-132	Angle	1/2" PEX x 3/8" O.D. Comp.	50	500
9282-237	Straight	1/2" PEX x 5/8" O.D. Comp.	25	250

Fittings & Nipples

J-CLAMPS - WITH NAIL




PART NO.	TYPE	SIZE	INNER	MASTER
3618-003	Bulk	1/2"	100	4800
3618-004	Bulk	3/4"	100	4000
3618-005	Bulk	1"	100	2500
3618-703	Retail - Bag 10	1/2"		48
3618-704	Retail - Bag 10	3/4"		40
3618-705	Retail - Bag 10	1"		25
NEW 3618-903	Retail - Bag 100	1/2"		48
NEW 3618-904	Retail - Bag 100	3/4"		40



MANIFOLDS

PART NO.	TYPE	SIZE	MASTER
9288-114	3/4" PEX inlet x close end x 4" branch	1/2" PEX	80
9288-116	3/4" PEX inlet x close end x 6" branch	1/2" PEX	60
9288-118	3/4" PEX inlet x close end x 8" branch	1/2" PEX	40
9288-110	3/4" PEX inlet x close end x 10" branch	1/2" PEX	30
9288-214	3/4" Sweat inlet x close end x 4" branch	1/2" PEX	80
9288-216	3/4" Sweat inlet x close end x 6" branch	1/2" PEX	60



PEX STUB OUT ELBOWS

PART NO.	TYPE	SIZE	INNER	MASTER
9290-006	Less Flange	1/2" PEX x 3 1/2" x 6"	10	200
9290-008	Less Flange	1/2" PEX x 3 1/2" x 8"	10	200
9290-106	With Flange	1/2" PEX x 3 1/2" x 6"	10	200
9290-108	With Flange	1/2" PEX x 3 1/2" x 8"	10	150



SUPPORTS & BRACKETS

PART NO.	TYPE	SIZE	INNER	MASTER
3221-704	Turn out support for 1/2" PEX tube	1/2"	20	100
NEW 3221-705	Turn out support for 3/4" PEX tube	3/4"	20	100
3221-404	Holdrite inserts for 1/2" CTS	1/2"		100
3221-103	Pexrite Bracket - Galvanized	20"	5	300

CRIMP TOOLS - FOR COPPER CRIMP RINGS



PART NO.	TYPE	SIZE	MASTER
9285-203	Single Crimp Tool - 14" Handle	1/2"	10
9285-204	Single Crimp Tool - 14" Handle	3/4"	10
NEW 9285-205	Single Crimp Tool - 14" Handle	1"	10
NEW 9285-034	Combo Crimp Tool	1/2" & 3/4"	10
NEW 9285-534	Combo Crimp Tool - Angle Head	1/2" & 3/4"	10
9285-603	Angle Head - Spring Loaded Handle	1/2"	20
9285-604	Angle Head - Spring Loaded Handle	3/4"	20
9285-100	3-in-1 Pocket Crimp Tool	3/8", 1/2" & 3/4"	6
9285-500	PEX Ring Removal Tool	3/8", 1/2", 3/4" & 1"	24

CRIMP TOOLS - FOR STAINLESS STEEL PRESS SLEEVES



PART NO.	TYPE	SIZE	MASTER
9285-903	Ratchet Style - 14" Handle	1/2"	10
9285-904	Ratchet Style - 14" Handle	3/4"	10
9285-905	Ratchet Style - 14" Handle	1"	10
9285-983	Angle Head - Spring Loaded Handle	1/2"	20
9285-984	Angle Head - Spring Loaded Handle	3/4"	20

CRIMP TOOLS - FOR STAINLESS STEEL CINCH CLAMPS



PART NO.	TYPE	SIZE	MASTER
9285-700	Ratchet Style	3/8" to 1"	30
NEW 9285-799	Crimp Tool Kit	1/2" & 3/4"	20

PIPE CUTTERS



PART NO.	TYPE	SIZE	INNER	MASTER
9286-100	Plastic Pipe	1/8" to 1"		50
9285-300	Plastic Pipe - Triangular Blade	1/8" to 1"	12	72
NEW 9286-500	Plastic Pipe	3/8" to 1 1/4"	12	48

Fittings & Nipples

COPPER FITTINGS

Individually bagged with bar code label



Couplings



Reducing Couplings




Male Adapters



Male Adapters - FTG x M




Female Adapters



Female Adapters - FTG x M

PART NO.	TYPE	SIZE	INNER	MASTER
9000-001	Coupling - C x C	1/4"	20	600
9000-002	Coupling - C x C	3/8"	25	500
9000-003	Coupling - C x C	1/2"	25	800
9000-004	Coupling - C x C	3/4"	25	400
9000-005	Coupling - C x C	1"	25	100
9000-006	Coupling - C x C	1 1/4"	20	200
9000-007	Coupling - C x C	1 1/2"	10	100
9000-008	Coupling - C x C	2"	5	50
9000-021	Reducing Coupling - C x C	3/8" x 1/4"	5	250
9000-031	Reducing Coupling - C x C	1/2" x 1/4"	25	250
9000-032	Reducing Coupling - C x C	1/2" x 3/8"	25	250
9000-043	Reducing Coupling - C x C	3/4" x 1/2"	25	100
9000-053	Reducing Coupling - C x C	1" x 1/2"	25	100
9000-054	Reducing Coupling - C x C	1" x 3/4"	25	250
9000-065	Reducing Coupling - C x C	1 1/4" x 1"	20	100
9000-803	Coupling - C x C - Bag 25	1/2"		10
9000-903	Coupling - C x C - Bag 50	1/2"		10
9000-704	Coupling - C x C - Bag 10	3/4"		40
9001-003	Male Adapter - C x M	1/2"	25	300
9001-004	Male Adapter - C x M	3/4"	25	250
9001-005	Male Adapter - C x M	1"	25	125
9001-006	Male Adapter - C x M	1 1/4"	5	50
9001-007	Male Adapter - C x M	1 1/2"	10	100
9001-031	Male Reducing Adapter - C x M	1/2" x 1/4"	20	200
9001-032	Male Reducing Adapter - C x M	1/2" x 3/8"	20	200
9001-034	Male Reducing Adapter - C x M	1/2" x 3/4"	25	500
9001-035	Male Reducing Adapter - C x M	1/2" x 1"	10	100
9001-043	Male Reducing Adapter - C x M	3/4" x 1/2"	40	400
9001-053	Male Reducing Adapter - C x M	1" x 1/2"	10	100
9001-054	Male Reducing Adapter - C x M	1" x 3/4"	10	100
9001-056	Male Reducing Adapter - C x M	1" x 1 1/4"	10	100
9001-057	Male Reducing Adapter - C x M	1" x 1 1/2"	10	100
9001-503	Male Adapter - FTG x M	1/2"	25	400
9001-504	Male Adapter - FTG x M	3/4"	25	500
9001-505	Male Adapter - FTG x M	1"	25	125
9002-003	Female Adapter - C x F	1/2"	25	150
9002-004	Female Adapter - C x F	3/4"	25	150
9002-005	Female Adapter - C x F	1"	10	100
9002-006	Female Adapter - C x F	1 1/2"	10	100
9002-007	Female Adapter - C x F	1 1/4"	10	100
9002-031	Female Reducing Adapter - C x F	1/2" x 1/4"	25	250
9002-032	Female Reducing Adapter - C x F	1/2" x 3/8"	25	250
9002-034	Female Reducing Adapter - C x F	1/2" x 3/4"	25	250
9002-043	Female Reducing Adapter - C x F	3/4" x 1/2"	25	500
9002-503	Female Adapter - FTG x F	1/2"	25	500
9002-504	Female Adapter - FTG x F	3/4"	15	150
9002-505	Female Adapter - FTG x F	1"	25	125

COPPER FITTINGS

 Individually bagged with bar code label



90° Elbows



Reducing Elbows



90° Street Elbows



45° Elbows



45° Street Elbows



Bushings

PART NO.	TYPE	SIZE	INNER	MASTER
9003-001	90° Elbow - C x C	1/4"	25	200
9003-002	90° Elbow - C x C	3/8"	25	800
9003-003	90° Elbow - C x C	1/2"	25	600
9003-004	90° Elbow - C x C	3/4"	25	250
9003-005	90° Elbow - C x C	1"	25	200
9003-006	90° Elbow - C x C	1 1/4"	25	100
9003-007	90° Elbow - C x C	1 1/2"	10	50
9003-008	90° Elbow - C x C	2"	5	25
9003-032	90° Reducing Elbow - C x C	1/2" X 3/8"	50	500
9003-043	90° Reducing Elbow - C x C	3/4" X 1/2"	25	400
9003-076	90° Reducing Elbow - C x C	1 1/2" X 1 1/4"	25	50
9003-803	90° Elbow - C x C - Bag 25	1/2"		10
9003-903	90° Elbow - C x C - Bag 50	1/2"		10
9003-704	90° Elbow - C x C - Bag 10	3/4"		25
9003-503	90° Street Elbow - FTG x C	1/2"	25	500
9003-504	90° Street Elbow - FTG x C	3/4"	25	250
9003-505	90° Street Elbow - FTG x C	1"	15	150
9003-506	90° Street Elbow - FTG x C	1 1/4"	5	50
9003-507	90° Street Elbow - FTG x C	1 1/2"	5	50
9004-003	45° Elbow - C x C	1/2"	25	500
9004-004	45° Elbow - C x C	3/4"	25	250
9004-005	45° Elbow - C x C	1"	30	150
9004-006	45° Elbow - C x C	1 1/4"	25	50
9004-007	45° Elbow - C x C	1 1/2"	5	50
9004-603	45° Elbow - C x C - Bag 20	1/2"		10
9004-803	45° Elbow - C x C - Bag 25	1/2"		10
9004-704	45° Elbow - C x C - Bag 10	3/4"		30
9004-503	45° Street Elbow - FTG x C	1/2"	25	500
9004-504	45° Street Elbow - FTG x C	3/4"	25	125
9004-505	45° Street Elbow - FTG x C	1"	5	100
9005-031	Bushing - FTG x C	1/2" x 1/4"	25	250
9005-032	Bushing - FTG x C	1/2" x 3/8"	15	300
9005-043	Bushing - FTG x C	3/4" x 1/2"	25	250
9005-054	Bushing - FTG x C	1" x 3/4"	10	200
9005-063	Bushing - FTG x C	1 1/4" x 1/2"	10	150
9005-075	Bushing - FTG x C	1 1/2" x 1"	10	100
9005-076	Bushing - FTG x C	1 1/2" x 1 1/4"	10	100
9005-543	Bushing - FTG x C	3/4" x 1/2"	10	200
9005-553	Reducer - FTG x C	1" x 1/2"	25	150

Fittings & Nipples

COPPER FITTINGS

Individually bagged with bar code label



Tees



Reducing Tees



Tube Caps




Test Caps



Unions

PART NO.	TYPE	SIZE	INNER	MASTER
9006-001	Tee - C x C x C	1/4"	25	500
9006-002	Tee - C x C x C	3/8"	25	500
9006-003	Tee - C x C x C	1/2"	25	500
9006-004	Tee - C x C x C	3/4"	25	75
9006-005	Tee - C x C x C	1"	20	100
9006-006	Tee - C x C x C	1 1/4"	5	50
9006-007	Tee - C x C x C	1 1/2"	5	50
9006-334	Reducing Tee - C x C x C	1/2" x 1/2" x 3/4"	20	200
9006-433	Reducing Tee - C x C x C	3/4" x 1/2" x 1/2"	25	200
9006-434	Reducing Tee - C x C x C	3/4" x 1/2" x 3/4"	25	100
9006-443	Reducing Tee - C x C x C	3/4" x 3/4" x 1/2"	25	300
9006-533	Reducing Tee - C x C x C	1" x 1/2" x 1/2"	5	50
9006-534	Reducing Tee - C x C x C	1" x 1/2" x 3/4"	5	50
9006-535	Reducing Tee - C x C x C	1" x 1/2" x 1"	5	50
9006-543	Reducing Tee - C x C x C	1" x 3/4" x 1/2"	5	50
9006-544	Reducing Tee - C x C x C	1" x 3/4" x 3/4"	15	90
9006-553	Reducing Tee - C x C x C	1" x 1" x 1/2"	10	100
9006-554	Reducing Tee - C x C x C	1" x 1" x 3/4"	10	100
9006-803	Tee - C x C x C - Bag 25	1/2"		10
9006-903	Tee - C x C x C - Bag 50	1/2"		9
9006-704	Tee - C x C x C - Bag 10	3/4"		15
9007-003	Tube Cap	1/2"	25	500
9007-004	Tube Cap	3/4"	25	150
9007-005	Tube Cap	1"	20	200
9007-006	Tube Cap	1 1/4"	10	200
9007-007	Tube Cap	1 1/2"	15	150
9007-008	Tube Cap	2"	5	50
9007-803	Tube Cap - Bag 25	1/2"		20
9007-903	Tube Cap - Bag 50	1/2"		12
9007-704	Tube Cap - Bag 10	3/4"		15
9007-503	Test Cap - Bag 25	1/2"		25
9008-003	Union	1/2"	25	250
9008-004	Union	3/4"	35	175
9008-005	Union	1"	10	100

CAST BRASS FITTINGS - LEAD FREE


 Individually bagged with bar code label




PART NO.	TYPE	SIZE	INNER	MASTER
9903-503	90° Elbow - C x F	1/2"	50	200
9903-504	90° Elbow - C x F	3/4"	15	90
9903-534	90° Elbow - C x F	1/2" x 3/4"	15	90
9903-703	90° Elbow - C x M	1/2"	50	300
9903-804	90° Drop Ear Elbow - C x F	3/4"	20	100
9903-903	90° Drop Ear Elbow - C x F	1/2"	20	200
9940-030	90° Drop Ear Elbow - FIP x Solder	1/2"	75	150
9440-030	90° Drop Ear Elbow - FIP x Solder *Not Lead Free*	1/2"	75	150
9906-503	Tee - C x C x F	1/2"	30	150
9906-504	Tee - C x C x F	3/4"	25	100
9906-332	Reducing Tee - C x C x F	1/2" x 1/2" x 3/8"	25	200
9906-443	Reducing Tee - C x C x F	3/4" x 3/4" x 1/2"	25	100
9907-434	Reducing Tee - F x F x C	3/4" x 1/2" x 3/4"	25	100
9907-443	Reducing Tee - F x F x C	3/4" x 3/4" x 1/2"	25	100
9907-444	Tee - F x F x C	3/4" x 3/4" x 3/4"	25	100
NEW 9908-333	Tee - C x F x C	1/2" x 1/2" x 1/2"	25	200
9908-404	Baseboard Tee - C x F x C	3/4" x 1/8" x 3/4"	25	200
NEW 9908-434	Reducing Tee - C x F x C	3/4" x 1/2" x 3/4"	25	200

BAR STOCK FITTINGS - LEAD FREE

 Brass alloy

 Individually bagged with bar code label



PART NO.	TYPE	SIZE	INNER	MASTER
9972-003	Union	1/2"	25	300
9972-004	Union	3/4"	25	200
9972-103	Female Adapter	1/2"	25	300
9972-104	Female Adapter	3/4"	25	250
9972-131	Female Reducing Adapter	1/2" x 1/4"	25	500
9972-132	Female Reducing Adapter	1/2" x 3/8"	25	500
9972-134	Female Reducing Adapter	1/2" x 3/4"	25	250
9972-143	Female Reducing Adapter	3/4" x 1/2"	25	250
9972-203	Male Adapter	1/2"	25	400
9972-204	Male Adapter	3/4"	25	250
9972-231	Male Reducing Adapter	1/2" x 1/4"	25	250
9972-232	Male Reducing Adapter	1/2" x 3/8"	25	300
9972-234	Male Reducing Adapter	1/2" x 3/4"	25	300
9972-243	Male Reducing Adapter	3/4" x 1/2"	25	250

Fittings & Nipples

CORPORATION FITTINGS - BRONZE - LEAD FREE

⚙️ *Bronze alloy*

⚙️ *Individually bagged with bar code label*



PART NO.	TYPE	SIZE	INNER	MASTER
9900-004	Comp. x Comp.	3/4"	10	60
9900-005	Comp. x Comp.	1"	6	36
9900-054	Comp. x Comp.	1" x 3/4"	6	36
9900-104	Comp. x MIP	3/4"	12	72
9900-105	Comp. x MIP	1"	12	72
9400-504	Stainless Steel Insert	3/4"	50	1000
9400-505	Stainless Steel Insert	1"	50	1000

COPPER TUBE COILS - UTILITY GRADE

⚙️ *Utility grade coils are manufactured to ASTM B-68*



PART NO.	SIZE	MASTER
9443-101	1/4" x 10 ft	10
9443-102	3/8" x 10 ft	6
9443-251	1/4" x 20 ft	6
9443-252	3/8" x 20 ft	5

COPPER TUBE COILS - REFRIGERATION GRADE

⚙️ *Utility grade coils are manufactured to ASTM B-280*



PART NO.	SIZE	MASTER
9445-150	1/4" x 50 ft	5
9445-250	3/8" x 50 ft	5
9445-350	1/2" x 50 ft	5

THREADED BRONZE PIPE FITTINGS - LEAD FREE

⚙️ *All fittings are individually bar coded*

⚙️ *Threaded ends comply with ANSI B1.20*



90° Elbows

PART NO.	SIZE	BOX	MASTER
90° ELBOWS			
4490-000	1/8"	25	600
4490-001	1/4"	25	300
4490-002	3/8"	25	200
4490-003	1/2"	25	200
4490-004	3/4"	25	75
4490-005	1"	25	50
4490-006	1 1/4"	25	50
4490-007	1 1/2"		35
4490-008	2"		20

THREADED BRONZE PIPE FITTINGS - LEAD FREE



90° Street Elbows



90° Reducing Elbows



Tees



45° Elbows



Couplings



Reducer Couplings

PART NO.	SIZE	BOX	MASTER
90° STREET ELBOWS			
4492-002	3/8"	25	200
4492-003	1/2"	25	100
4492-004	3/4"	25	75
4492-005	1"	25	50
4492-006	1 1/4"		40
4492-007	1 1/2"		35
4492-008	2"		20
90° REDUCING ELBOWS			
4490-020	3/8" x 1/8"	25	200
4490-021	3/8" x 1/4"	25	200
4490-032	1/2" x 3/8"	25	75
4490-043	3/4" x 1/2"	25	75
4490-054	1" x 3/4"	25	50
TEE			
4493-000	1/8"	25	300
4493-001	1/4"	25	300
4493-002	3/8"	25	200
4493-003	1/2"	25	75
4493-004	3/4"	25	75
4493-005	1"	25	50
4493-006	1 1/4"		35
4493-007	1 1/2"		25
4493-008	2"		15
45° ELBOWS			
4491-000	1/8"	25	600
4491-001	1/4"	25	300
4491-002	3/8"	25	200
4491-003	1/2"	25	200
4491-004	3/4"	25	75
4491-005	1"	25	50
4491-006	1 1/4"	25	50
4491-007	1 1/2"		40
4491-008	2"		25
COUPLINGS			
4494-000	1/8"	25	600
4494-001	1/4"	25	600
4494-002	3/8"	25	300
4494-003	1/2"	25	200
4494-004	3/4"	25	75
4494-005	1"	25	75
4494-006	1 1/4"	25	75
4494-007	1 1/2"	25	50
4494-008	2"		30
REDUCER COUPLINGS			
4494-020	3/8" x 1/8"	25	300
4494-021	3/8" x 1/4"	25	300
4494-032	1/2" x 3/8"	25	200
4494-042	3/4" x 3/8"	25	75
4494-043	3/4" x 1/2"	25	75
4494-053	1" x 1/2"	25	75
4494-054	1" x 3/4"	25	75
4494-076	1 1/2" x 1 1/4"	25	50

Fittings & Nipples

THREADED BRONZE PIPE FITTINGS - LEAD FREE



Solid and Cored Pipe Plugs



HEX Reducing Bushings



Threaded Unions



Pipe Caps

PART NO.	SIZE	BOX	MASTER
SOLID PIPE PLUGS			
4498-000	1/8"	25	600
4498-001	1/4"	25	600
4498-002	3/8"	25	600
4498-003	1/2"	25	300
4498-004	3/4"	25	200
4498-005	1"	25	75
CORED PIPE PLUGS			
4498-093	1/2"	25	300
4498-094	3/4"	25	200
4498-095	1"	25	75
4498-096	1 1/4"	25	100
4498-097	1 1/2"	25	100
4498-098	2"	25	100
HEX REDUCING BUSHINGS			
4495-010	1/4" x 1/8"	25	600
4495-020	3/8" x 1/8"	25	600
4495-021	3/8" x 1/4"	25	600
4495-030	1/2" x 1/8"	25	300
4495-032	1/2" x 3/8"	25	300
4495-042	3/4" x 3/8"	25	200
4495-043	3/4" x 1/2"	25	200
4495-053	1" x 1/2"	25	75
4495-054	1" x 3/4"	25	75
4495-064	1 1/4" x 3/4"		120
4495-065	1 1/4" x 1"		120
4495-075	1 1/2" x 1"		120
4495-076	1 1/2" x 1 1/4"		120
4495-086	2" x 1 1/4"		65
4495-087	2" x 1 1/2"		65
THREADED UNIONS			
4499-000	1/8"	25	200
4499-001	1/4"	25	100
4499-002	3/8"	25	75
4499-003	1/2"	25	75
4499-004	3/4"	25	50
4499-005	1"	25	50
4499-006	1 1/4"		35
4499-007	1 1/2"		25
4499-008	2"		15
PIPE CAPS			
4497-000	1/8"	25	600
4497-001	1/4"	25	600
4497-002	3/8"	25	300
4497-003	1/2"	25	300
4497-004	3/4"	25	200
4497-005	1"	25	75
4497-006	1 1/4"	25	100
4497-007	1 1/2"	25	100
4497-008	2"		70

THREADED BRASS PIPE NIPPLES - LEAD FREE

⚙️ All items packaged in inner packs of 25

⚙️ Individually bar coded
⚙️ Threaded ends comply with ANSI B1.20.1



PART NO.	LENGTH
1/8"	
4460-001	Close
4460-015	1 1/2"
4460-020	2"
4460-025	2 1/2"
4460-030	3"
4460-035	3 1/2"
4460-040	4"
4460-045	4 1/2"
4460-050	5"
4460-055	5 1/2"
4460-060	6"

PART NO.	LENGTH
1/4"	
4461-001	Close
4461-015	1 1/2"
4461-020	2"
4461-025	2 1/2"
4461-030	3"
4461-035	3 1/2"
4461-040	4"
4461-045	4 1/2"
4461-050	5"
4461-055	5 1/2"
4461-060	6"

PART NO.	LENGTH
3/8"	
4462-001	Close
4462-015	1 1/2"
4462-020	2"
4462-025	2 1/2"
4462-030	3"
4462-035	3 1/2"
4462-040	4"
4462-045	4 1/2"
4462-050	5"
4462-055	5 1/2"
4462-060	6"



PART NO.	LENGTH
1/2"	
4463-001	Close
4463-015	1 1/2"
4463-020	2"
4463-025	2 1/2"
4463-030	3"
4463-035	3 1/2"
4463-040	4"
4463-045	4 1/2"
4463-050	5"
4463-055	5 1/2"
4463-060	6"

PART NO.	LENGTH
3/4"	
4464-001	Close
4464-015	1 1/2"
4464-020	2"
4464-025	2 1/2"
4464-030	3"
4464-035	3 1/2"
4464-040	4"
4464-045	4 1/2"
4464-050	5"
4464-055	5 1/2"
4464-060	6"

PART NO.	LENGTH
1"	
4465-001	Close
4465-020	2"
4465-025	2 1/2"
4465-030	3"
4465-035	3 1/2"
4465-040	4"
4465-045	4 1/2"
4465-050	5"
4465-055	5 1/2"
4465-060	6"



PART NO.	LENGTH
1 1/4"	
4466-001	Close
4466-020	2"
4466-025	2 1/2"
4466-030	3"
4466-035	3 1/2"
4466-040	4"
4466-045	4 1/2"
4466-050	5"
4466-055	5 1/2"
4466-060	6"

PART NO.	LENGTH
1 1/2"	
4467-001	Close
4467-020	2"
4467-025	2 1/2"
4467-030	3"
4467-035	3 1/2"
4467-040	4"
4467-045	4 1/2"
4467-050	5"
4467-055	5 1/2"
4467-060	6"

PART NO.	LENGTH
2"	
4468-001	Close
4468-025	2 1/2"
4468-030	3"
4468-035	3 1/2"
4468-040	4"
4468-045	4 1/2"
4468-050	5"
4468-055	5 1/2"
4468-060	6"

Fittings & Nipples

PVC PIPE NIPPLES

⚙️ Can be used in both Schedule 40 and Schedule 80 pipe

⚙️ Pipe threads comply with ANSI B1.20.1

PART NO.	SIZE	INNER	MASTER
3403-001	1/2" x Close	10	500
3403-015	1/2" x 1 1/2"	10	500
3403-020	1/2" x 2"	10	500
3403-025	1/2" x 2 1/2"	10	500
3403-030	1/2" x 3"	10	250
3403-040	1/2" x 4"	10	250
3403-060	1/2" x 6"	10	250
3403-080	1/2" x 8"	10	250
3403-100	1/2" x 10"	10	125
3403-120	1/2" x 12"	10	250
3403-180	1/2" x 18"		50
3403-240	1/2" x 24"		50
3404-001	3/4" x Close	10	250
3404-020	3/4" x 2"	10	250
3404-030	3/4" x 3"	10	250
3404-040	3/4" x 4"	10	250
3404-060	3/4" x 6"	25	120
3404-080	3/4" x 8"	10	120
3404-120	3/4" x 12"	25	120
3404-180	3/4" x 18"		25
3404-240	3/4" x 24"		25
3405-020	1" x 2"	10	250
3405-030	1" x 3"	10	250
3405-060	1" x 6"		120



90° Elbows



90° Reducing Elbows

BLACK MALLEABLE IRON PIPE FITTINGS

⚙️ Malleable iron
⚙️ Individually bar coded, packed in bin boxes

⚙️ Pipe threads comply with ANSI B.1.20.1
⚙️ Made to ANSI/ASTM A-197

PART NO.	SIZE	INNER	MASTER
90° ELBOWS			
5520-000	1/8"	25	450
5520-001	1/4"	25	450
5520-002	3/8"	25	225
5520-003	1/2"	75	150
5520-004	3/4"	50	100
5520-005	1"	15	60
5520-006	1 1/4"	8	64
5520-007	1 1/2"	10	40
5520-008	2"	8	32
90° REDUCING ELBOWS			
5520-132	1/2" x 3/8"	25	225
5520-143	3/4" x 1/2"	15	135
5520-144	1" x 1/2"	15	120
5520-154	1" x 3/4"	15	120

BLACK MALLEABLE IRON PIPE FITTINGS

PART NO.	SIZE	INNER	MASTER
90° STREET ELBOWS			
5520-300	1/8"	25	450
5520-301	1/4"	25	450
5520-302	3/8"	10	180
5520-303	1/2"	45	180
5520-304	3/4"	25	100
5520-305	1"	15	120
5520-306	1 1/4"	8	64
5520-307	1 1/2"	10	40
5520-308	2"	8	32
45° ELBOWS			
5520-200	1/8"	25	450
5520-201	1/4"	25	450
5520-202	3/8"	25	450
5520-203	1/2"	10	180
5520-204	3/4"	10	180
5520-205	1"		90
5520-206	1 1/4"		45
5520-207	1 1/2"		40
5520-208	2"	8	32
45° STREET ELBOWS			
5520-503	1/2"	25	225
BULL HEAD TEE			
5520-334	1/2" x 1/2" x 3/4"	45	90
REDUCING TEES			
5520-433	3/4" x 1/2" x 1/2"	45	90
5520-434	3/4" x 1/2" x 3/4"	45	90
5520-445	3/4" x 1"	10	80
5520-544	1" x 3/4" x 3/4"	10	80
5520-743	3/4" x 1/2"	45	90
5520-753	1" x 1/2"	10	80
5520-754	1" x 3/4"	10	80
TEES			
5520-600	1/8"	25	450
5520-601	1/4"	25	450
5520-602	3/8"	20	180
5520-603	1/2"	50	200
5520-604	3/4"	30	120
5520-605	1"	10	80
5520-606	1 1/4"	5	40
5520-607	1 1/2"	5	40
5520-608	2"	6	24
COUPLINGS			
5521-200	1/8"	25	450
5521-201	1/4"	25	450
5521-202	3/8"	25	450
5521-203	1/2"	80	320
5521-204	3/4"	10	180
5521-205	1"	20	80
5521-206	1 1/4"	15	60
5521-207	1 1/2"	12	48
5521-208	2"	4	32



90° Street Elbows



45° Elbows



45° Street Elbows



Bull Head Tee



Reducing Tees



Tees



Couplings

Fittings & Nipples

BLACK MALLEABLE IRON PIPE FITTINGS



Reducing Couplings



Caps



Floor Flanges



Unions



Plugs

PART NO.	SIZE	INNER	MASTER
REDUCING COUPLINGS			
5521-310	1/4" x 1/8"	25	450
5521-321	3/8" x 1/4"	30	540
5521-332	1/2" x 3/8"	30	270
5521-342	3/4" x 3/8"	20	180
5521-343	3/4" x 1/2"	40	160
5521-353	1" x 1/2"	10	180
5521-354	1" x 3/4"	30	120
5521-365	1 1/4" x 1"	5	90
5521-376	1 1/2" x 1 1/4"	4	72
CAPS			
5521-400	1/8"	25	450
5521-401	1/4"	25	450
5521-402	3/8"	35	630
5521-403	1/2"	75	300
5521-404	3/4"	40	320
5521-405	1"	25	200
5521-406	1 1/4"	8	144
5521-407	1 1/2"	15	120
5521-408	2"	6	54
FLOOR FLANGES			
5521-603	1/2"	20	160
5521-604	3/4"	20	80
5521-605	1"	15	60
5521-606	1 1/4"	12	48
5521-607	1 1/2"	10	40
5521-608	2"	12	24
UNIONS			
5521-702	3/8"	35	140
5521-703	1/2"	30	120
5521-704	3/4"	35	70
5521-705	1"	5	40
5521-706	1 1/4"	8	32
5521-707	1 1/2"	4	32
5521-708	2"	4	16
PLUGS			
5521-800	1/8"	25	450
5521-801	1/4"	25	450
5521-802	3/8"	25	450
5521-803	1/2"	50	450
5521-804	3/4"	40	360
5521-805	1"	20	180
5521-806	1 1/4"	10	180
5521-807	1 1/2"	12	108
5521-808	2"	8	72


BLACK MALLEABLE IRON PIPE FITTINGS


PART NO.	SIZE	INNER	MASTER
HEX BUSHINGS			
5521-910	1/4" x 1/8"	35	630
5521-920	3/8" x 1/8"	35	630
5521-921	3/8" x 1/4"	35	630
5521-930	1/2" x 1/8"	30	540
5521-931	1/2" x 1/4"	30	540
5521-932	1/2" x 3/8"	40	720
5521-940	3/4" x 1/8"	75	300
5521-941	3/4" x 1/4"	75	300
5521-942	3/4" x 3/8"	75	300
5521-943	3/4" x 1/2"	75	300
5521-951	1" x 1/4"	25	225
5521-952	1" x 3/8"	25	225
5521-953	1" x 1/2"	25	225
5521-954	1" x 3/4"	25	225
5521-963	1 1/4" x 1/2"	12	108
5521-964	1 1/4" x 3/4"	12	108
5521-965	1 1/4" x 1"	12	216
5521-973	1 1/2" x 1/2"	10	90
5521-974	1 1/2" x 3/4"	10	90
5521-975	1 1/2" x 1"	10	90
5521-976	1 1/2" x 1 1/4"	10	180
5521-983	2" x 1/2"	5	45
5521-984	2" x 3/4"	5	45
5521-985	2" x 1"	5	45
5521-986	2" x 1 1/4"	5	45
5521-987	2" x 1 1/2"	5	90



Hex Bushings

BLACK STEEL PIPE NIPPLES

 Individually bar coded,
packed in bin boxes

 Pipe threads comply with
ANSI B.1.20.1

PART NO.	SIZE	INNER	MASTER
1/8"			
5580-001	1/8" x Close	10	480
5580-015	1/8" x 1 1/2"	10	480
5580-020	1/8" x 2"	10	480
5580-025	1/8" x 2 1/2"	10	480
5580-030	1/8" x 3"	10	480
5580-035	1/8" x 3 1/2"	10	240
5580-040	1/8" x 4"	10	240
5580-060	1/8" x 6"	10	240
1/4"			
5581-001	1/4" x Close	10	480
5581-015	1/4" x 1 1/2"	10	480
5581-020	1/4" x 2"	10	480
5581-025	1/4" x 2 1/2"	10	480
5581-030	1/4" x 3"	10	480
5581-035	1/4" x 3 1/2"	10	240
5581-040	1/4" x 4"	10	240
5581-050	1/4" x 5"	10	240
5581-060	1/4" x 6"	10	240



Fittings & Nipples


BLACK STEEL PIPE NIPPLES

PART NO.	SIZE	INNER	MASTER
3/8"			
5582-001	3/8" x Close	10	480
5582-015	3/8" x 1 1/2"	10	480
5582-020	3/8" x 2"	10	480
5582-025	3/8" x 2 1/2"	10	480
5582-030	3/8" x 3"	10	480
5582-035	3/8" x 3 1/2"	10	240
5582-040	3/8" x 4"	10	240
5582-050	3/8" x 5"	10	240
5582-060	3/8" x 6"	10	160
5582-240	3/8" x 24"		5
1/2"			
5583-001	1/2" x Close	25	600
5583-015	1/2" x 1 1/2"	25	600
5583-020	1/2" x 2"	25	400
5583-025	1/2" x 2 1/2"	25	400
5583-030	1/2" x 3"	25	200
5583-035	1/2" x 3 1/2"	25	200
5583-040	1/2" x 4"	25	150
5583-045	1/2" x 4 1/2"	25	150
5583-050	1/2" x 5"	25	200
5583-055	1/2" x 5 1/2"	25	100
5583-060	1/2" x 6"	25	100
5583-080	1/2" x 8"	25	75
5583-100	1/2" x 10"	25	75
5583-120	1/2" x 12"	25	75
5583-180	1/2" x 18"		5
5583-240	1/2" x 24"		5
5583-300	1/2" x 30"		5
5583-360	1/2" x 36"		5
5583-480	1/2" x 48"		5
5583-600	1/2" x 60"		5
5583-720	1/2" x 72"	5	5
5583-910	1/2" x 10 ft	5	120
3/4"			
5584-001	3/4" x Close	25	400
5584-015	3/4" x 1 1/2"	25	400
5584-020	3/4" x 2"	25	300
5584-025	3/4" x 2 1/2"	25	300
5584-030	3/4" x 3"	25	200
5584-035	3/4" x 3 1/2"	25	200
5584-040	3/4" x 4"	25	200
5584-045	3/4" x 4 1/2"	25	100
5584-050	3/4" x 5"	25	100
5584-055	3/4" x 5 1/2"	25	100
5584-060	3/4" x 6"	25	100
5584-080	3/4" x 8"	25	50
5584-100	3/4" x 10"	25	50
5584-120	3/4" x 12"	25	50



BLACK STEEL PIPE NIPPLES

PART NO.	SIZE	INNER	MASTER
3/4"			
5584-180	3/4" x 18"		5
5584-240	3/4" x 24"		5
5584-300	3/4" x 30"		5
5584-360	3/4" x 36"		5
5584-480	3/4" x 48"		5
5584-600	3/4" x 60"		5
5584-720	3/4" x 72"		5
5584-910	3/4" x 10 ft		5
1"			
5585-001	1" x Close	10	160
5585-020	1" x 2"	10	160
5585-025	1" x 2 1/2"	10	160
5585-030	1" x 3"	10	160
5585-035	1" x 3 1/2"	10	160
5585-040	1" x 4"	10	120
5585-045	1" x 4 1/2"	10	120
5585-050	1" x 5"	10	80
5585-055	1" x 5 1/2"	10	80
5585-060	1" x 6"	10	80
5585-080	1" x 8"	10	40
5585-100	1" x 10"	10	40
5585-120	1" x 12"	10	40
5585-180	1" x 18"		3
5585-240	1" x 24"		3
5585-300	1" x 30"		3
5585-360	1" x 36"		3
5585-480	1" x 48"		3
5585-600	1" x 60"		3
5585-720	1" x 72"		3
5585-910	1" x 10 ft		3
1 1/4"			
5586-001	1 1/4" x Close	40	80
5586-020	1 1/4" x 2"		80
5586-025	1 1/4" x 2 1/2"		80
5586-030	1 1/4" x 3"	40	80
5586-035	1 1/4" x 3 1/2"		60
5586-040	1 1/4" x 4"		60
5586-045	1 1/4" x 4 1/2"	30	60
5586-050	1 1/4" x 5"		60
5586-055	1 1/4" x 5 1/2"		60
5586-060	1 1/4" x 6"		60
5586-120	1 1/4" x 12"		30
5586-180	1 1/4" x 18"		3
5586-240	1 1/4" x 24"		3
5586-300	1 1/4" x 30"		3
5586-360	1 1/4" x 36"		3
5586-480	1 1/4" x 48"		3
5586-600	1 1/4" x 60"		3
5586-720	1 1/4" x 72"		3
5586-910	1 1/4" x 10 ft		3



Fittings & Nipples

BLACK STEEL PIPE NIPPLES

PART NO.	SIZE	INNER	MASTER
1 1/2"			
5587-001	1 1/2" x Close		80
5587-020	1 1/2" x 2"		80
5587-025	1 1/2" x 2 1/2"		80
5587-030	1 1/2" x 3"		80
5587-035	1 1/2" x 3 1/2"	30	60
5587-040	1 1/2" x 4"		60
5587-050	1 1/2" x 5"	10	20
5587-060	1 1/2" x 6"	5	20
5587-080	1 1/2" x 8"		20
5587-100	1 1/2" x 10"		20
5587-120	1 1/2" x 12"	10	20
5587-240	1 1/2" x 24"		3
5587-360	1 1/2" x 36"		3
5587-910	1 1/2" x 10 ft		3
2"			
5588-001	2" x Close		40
5588-025	2" x 2 1/2"		40
5588-030	2" x 3"		40
5588-040	2" x 4"		30
5588-050	2" x 5"		20
5588-060	2" x 6"		20
5588-120	2" x 12"		10
5588-180	2" x 18"		3
5588-240	2" x 24"		3
5588-300	2" x 30"		3
5588-360	2" x 36"		3
5588-480	2" x 48"		3
5588-600	2" x 60"		3
5588-720	2" x 72"		3
5588-910	2" x 10 ft		3

JOHN L. SCHULTZ
LTD.

GALVANIZED MALLEABLE IRON PIPE FITTINGS

⚙️ Malleable iron, individually bar ⚙️ Pipe threads comply with ANSI B.1.20.1, to ANSI/ASTM A-197 coded, packed in bin boxes

PART NO.	SIZE	INNER	MASTER
90° ELBOWS			
5510-000	1/8"	25	450
5510-001	1/4"	25	450
5510-002	3/8"	25	225
5510-003	1/2"	75	150
5510-004	3/4"	50	100
5510-005	1"	15	60
5510-006	1 1/4"	8	64
5510-007	1 1/2"	10	40
5510-008	2"	8	32



90° Elbows

GALVANIZED MALLEABLE IRON PIPE FITTINGS

PART NO.	SIZE	INNER	MASTER
90° REDUCING ELBOWS			
5510-121	3/8" x 1/4"	25	450
5510-132	1/2" x 3/8"	25	225
5510-142	3/4" x 3/8"	15	135
5510-143	3/4" x 1/2"	15	135
5510-144	1" x 1/2"	15	120
5510-154	1" x 3/4"	15	120
5510-165	1 1/4" x 1"	8	64
5510-187	2" x 1 1/2"	8	32
90° STREET ELBOWS			
5510-300	1/8"	25	450
5510-301	1/4"	25	450
5510-302	3/8"	10	180
5510-303	1/2"	45	180
5510-304	3/4"	25	100
5510-305	1"	15	120
5510-306	1 1/4"	8	64
5510-307	1 1/2"	10	40
5510-308	2"	8	32
45° ELBOWS			
5510-200	1/8"	25	450
5510-201	1/4"	25	450
5510-202	3/8"	25	450
5510-203	1/2"	10	180
5510-204	3/4"	10	180
5510-205	1"	5	90
5510-206	1 1/4"	5	45
5510-207	1 1/2"	5	40
5510-208	2"	8	32
TEES			
5510-600	1/8"	25	450
5510-601	1/4"	25	450
5510-602	3/8"	20	180
5510-603	1/2"	50	200
5510-604	3/4"	30	120
5510-605	1"	10	80
5510-606	1 1/4"	5	40
5510-607	1 1/2"	5	40
5510-608	2"	6	24
REDUCING TEES			
5510-743	3/4" x 1/2"	45	90
5510-753	1" x 1/2"	10	80
5510-754	1" x 3/4"	10	80
5510-765	1 1/4" x 1"	5	40
CROSS			
5511-003	1/2"	45	90



90° Reducing Elbows



90° Street Elbows



45° Elbows



Tees



Reducing Tees



Cross

Fittings & Nipples

GALVANIZED MALLEABLE IRON PIPE FITTINGS

PART NO.	SIZE	INNER	MASTER
COUPLINGS			
5511-200	1/8"	25	450
5511-201	1/4"	25	450
5511-202	3/8"	25	450
5511-203	1/2"	80	320
5511-204	3/4"	10	180
5511-205	1"	20	80
5511-206	1 1/4"	15	60
5511-207	1 1/2"	12	48
5511-208	2"	4	32
REDUCING COUPLINGS			
5511-310	1/4" x 1/8"	25	450
5511-320	3/8" x 1/8"	30	540
5511-321	3/8" x 1/4"	30	540
5511-330	1/2" x 1/8"	30	540
5511-331	1/2" x 1/4"	30	270
5511-332	1/2" x 3/8"	30	270
5511-341	3/4" x 1/4"	20	180
5511-342	3/4" x 3/8"	20	180
5511-343	3/4" x 1/2"	40	160
5511-352	1" x 3/8"	10	180
5511-353	1" x 1/2"	10	180
5511-354	1" x 3/4"	30	120
5511-363	1 1/4" x 1/2"	5	90
5511-364	1 1/4" x 3/4"	5	90
5511-365	1 1/4" x 1"	5	90
5511-373	1 1/2" x 1/2"	4	72
5511-374	1 1/2" x 3/4"	4	72
5511-375	1 1/2" x 1"	4	72
5511-376	1 1/2" x 1 1/4"	4	72
5511-383	2" x 1/2"	5	40
5511-384	2" x 3/4"	5	40
5511-385	2" x 1"	5	40
5511-386	2" x 1 1/4"	5	40
5511-387	2" x 1 1/2"	5	40
CAPS			
5511-400	1/8"	25	450
5511-401	1/4"	25	450
5511-402	3/8"	35	630
5511-403	1/2"	75	300
5511-404	3/4"	40	320
5511-405	1"	25	200
5511-406	1 1/4"	8	144
5511-407	1 1/2"	15	120
5511-408	2"	6	54
FLOOR FLANGES			
5511-602	3/8"	20	160
5511-603	1/2"	20	160
5511-604	3/4"	20	80
5511-605	1"	15	60
5511-606	1 1/4"	10	40
5511-607	1 1/2"	10	40
5511-608	2"	12	48



Couplings



Reducing Couplings



Caps



Floor Flanges

GALVANIZED MALLEABLE IRON PIPE FITTINGS

PART NO.	SIZE	INNER	MASTER
UNIONS			
5511-700	1/8"	35	280
5511-701	1/4"	45	180
5511-702	3/8"	35	140
5511-703	1/2"	30	120
5511-704	3/4"	35	70
5511-705	1"	5	40
5511-706	1 1/4"	8	32
5511-707	1 1/2"	4	32
5511-708	2"	4	16
PLUGS			
5511-800	1/8"	25	450
5511-801	1/4"	25	450
5511-802	3/8"	25	450
5511-803	1/2"	50	450
5511-804	3/4"	40	360
5511-805	1"	20	180
5511-806	1 1/4"	10	180
5511-807	1 1/2"	12	108
5511-808	2"	8	72
HEX BUSHINGS			
5511-910	1/4" x 1/8"	35	630
5511-920	3/8" x 1/8"	35	630
5511-921	3/8" x 1/4"	35	630
5511-930	1/2" x 1/8"	30	540
5511-931	1/2" x 1/4"	40	720
5511-932	1/2" x 3/8"	40	720
5511-940	3/4" x 1/8"	75	300
5511-941	3/4" x 1/4"	75	300
5511-942	3/4" x 3/8"	75	300
5511-943	3/4" x 1/2"	75	300
5511-951	1" x 1/4"	25	225
5511-952	1" x 3/8"	25	225
5511-953	1" x 1/2"	25	225
5511-954	1" x 3/4"	25	225
5511-961	1 1/4" x 1/4"	12	216
5511-962	1 1/4" x 3/8"	12	216
5511-963	1 1/4" x 1/2"	12	108
5511-964	1 1/4" x 3/4"	12	108
5511-965	1 1/4" x 1"	12	216
5511-973	1 1/2" x 1/2"	10	90
5511-974	1 1/2" x 3/4"	10	90
5511-975	1 1/2" x 1"	10	90
5511-976	1 1/2" x 1 1/4"	10	180
5511-983	2" x 1/2"	5	45
5511-984	2" x 3/4"	5	45
5511-985	2" x 1"	5	45
5511-986	2" x 1 1/4"	5	45
5511-987	2" x 1 1/2"	5	90
5511-998	2 1/2" x 2"	15	60



Unions



Plugs




HEX Bushings

Fittings & Nipples

GALVANIZED STEEL PIPE NIPPLES

⚙ Individually bar coded,
packed in bin boxes

⚙ Pipe threads comply with
ANSI B.1.20.1



PART NO.	SIZE	INNER	MASTER
1/8"			
5560-001	1/8" x Close	10	480
5560-015	1/8" x 1 1/2"	10	480
5560-020	1/8" x 2"	10	480
5560-025	1/8" x 2 1/2"	10	480
5560-030	1/8" x 3"	10	480
5560-035	1/8" x 3 1/2"	10	240
5560-040	1/8" x 4"	10	240
5560-050	1/8" x 5"	10	240
5560-055	1/8" x 5 1/2"	10	240
5560-060	1/8" x 6"	10	240
1/4"			
5561-001	1/4" x Close	10	480
5561-015	1/4" x 1 1/2"	10	480
5561-020	1/4" x 2"	10	480
5561-025	1/4" x 2 1/2"	10	480
5561-030	1/4" x 3"	10	480
5561-035	1/4" x 3 1/2"	10	240
5561-040	1/4" x 4"	10	240
5561-045	1/4" x 4 1/2"	10	240
5561-050	1/4" x 5"	10	240
5561-060	1/4" x 6"	10	240
3/8"			
5562-001	3/8" x Close	10	480
5562-015	3/8" x 1 1/2"	10	480
5562-020	3/8" x 2"	10	480
5562-025	3/8" x 2 1/2"	10	480
5562-030	3/8" x 3"	10	480
5562-035	3/8" x 3 1/2"	10	240
5562-040	3/8" x 4"	10	240
5562-045	3/8" x 4 1/2"	10	240
5562-050	3/8" x 5"	10	240
5562-060	3/8" x 6"	10	160
5562-120	3/8" x 12"	25	75
5562-180	3/8" x 18"		5
1/2"			
5563-001	1/2" x Close	25	600
5563-015	1/2" x 1 1/2"	25	600
5563-020	1/2" x 2"	25	400
5563-025	1/2" x 2 1/2"	25	400
5563-030	1/2" x 3"	25	200
5563-035	1/2" x 3 1/2"	25	200
5563-040	1/2" x 4"	25	150
5563-045	1/2" x 4 1/2"	25	150
5563-050	1/2" x 5"	25	200
5563-055	1/2" x 5 1/2"	25	100
5563-060	1/2" x 6"	25	100
5563-080	1/2" x 8"	25	75
5563-100	1/2" x 10"	25	75
5563-120	1/2" x 12"	25	75

GALVANIZED STEEL PIPE NIPPLES



PART NO.	SIZE	INNER	MASTER
1/2"			
5563-180	1/2" x 18"		5
5563-240	1/2" x 24"		5
5563-300	1/2" x 30"		5
5563-360	1/2" x 36"		5
5563-480	1/2" x 48"		5
5563-600	1/2" x 60"		5
5563-720	1/2" x 72"		5
5563-129	1/2" x 10 ft	5	120
3/4"			
5564-001	3/4" x Close	25	400
5564-015	3/4" x 1 1/2"	25	400
5564-020	3/4" x 2"	25	300
5564-025	3/4" x 2 1/2"	25	300
5564-030	3/4" x 3"	25	200
5564-035	3/4" x 3 1/2"	25	200
5564-040	3/4" x 4"	25	200
5564-045	3/4" x 4 1/2"	25	100
5564-050	3/4" x 5"	25	100
5564-055	3/4" x 5 1/2"	25	100
5564-060	3/4" x 6"	25	100
5564-080	3/4" x 8"	25	50
5564-100	3/4" x 10"	25	50
5564-120	3/4" x 12"	25	50
5564-180	3/4" x 18"		5
5564-240	3/4" x 24"		5
5564-300	3/4" x 30"		5
5564-360	3/4" x 36"		5
5564-480	3/4" x 48"		5
5564-600	3/4" x 60"		5
5564-720	3/4" x 72"		5
5564-129	3/4" x 10 ft		5
1"			
5565-001	1" x Close	10	160
5565-020	1" x 2"	10	160
5565-025	1" x 2 1/2"	10	160
5565-030	1" x 3"	10	160
5565-035	1" x 3 1/2"	10	160
5565-040	1" x 4"	10	120
5565-045	1" x 4 1/2"	10	120
5565-050	1" x 5"	10	80
5565-055	1" x 5 1/2"	10	80
5565-060	1" x 6"	10	80
5565-080	1" x 8"	10	40
5565-100	1" x 10"	10	40
5565-120	1" x 12"	10	40
5565-180	1" x 18"		3
5565-240	1" x 24"		3
5565-300	1" x 30"		3
5565-360	1" x 36"		3
5565-480	1" x 48"		3
5565-600	1" x 60"		3
5565-720	1" x 72"		3
5565-910	1" x 10 ft		3



Fittings & Nipples

GALVANIZED STEEL PIPE NIPPLES

PART NO.	SIZE	INNER	MASTER
1 1/4"			
5566-001	1 1/4" x Close	5	80
5566-020	1 1/4" x 2"	5	80
5566-025	1 1/4" x 2 1/2"	5	80
5566-030	1 1/4" x 3"	5	80
5566-035	1 1/4" x 3 1/2"	30	60
5566-040	1 1/4" x 4"	5	60
5566-045	1 1/4" x 4 1/2"	5	60
5566-050	1 1/4" x 5"	5	60
5566-055	1 1/4" x 5 1/2"	30	60
5566-060	1 1/4" x 6"	5	60
5566-080	1 1/4" x 8"	5	30
5566-100	1 1/4" x 10"	5	30
5566-120	1 1/4" x 12"	5	30
5566-180	1 1/4" x 18"		3
5566-240	1 1/4" x 24"		3
5566-300	1 1/4" x 30"		3
5566-360	1 1/4" x 36"		3
5566-480	1 1/4" x 48"		3
5566-600	1 1/4" x 60"		3
5566-720	1 1/4" x 72"		3
5566-910	1 1/4" x 10 ft		3
1 1/2"			
5567-001	1 1/2" x Close	5	80
5567-020	1 1/2" x 2"	5	80
5567-025	1 1/2" x 2 1/2"	5	80
5567-030	1 1/2" x 3"	5	80
5567-035	1 1/2" x 3 1/2"	30	60
5567-040	1 1/2" x 4"	5	60
5567-045	1 1/2" x 4 1/2"	5	20
5567-050	1 1/2" x 5"	5	20
5567-055	1 1/2" x 5 1/2"	5	20
5567-060	1 1/2" x 6"	5	20
5567-180	1 1/2" x 18"		3
5567-240	1 1/2" x 24"		3
5567-300	1 1/2" x 30"		3
5567-360	1 1/2" x 36"		3
5567-480	1 1/2" x 48"		3
5567-910	1 1/2" x 10 ft		3
2"			
5568-001	2" x Close	5	40
5568-025	2" x 2 1/2"	5	40
5568-030	2" x 3"	5	40
5568-035	2" x 3 1/2"	5	30
5568-040	2" x 4"	5	30
5568-045	2" x 4 1/2"	5	20
5568-050	2" x 5"	10	20
5568-055	2" x 5 1/2"	10	20
5568-060	2" x 6"	5	20
5568-910	2" x 10 ft		3



PIPE MERCHANT COUPLINGS - GALVANIZED STEEL



PART NO.	SIZE	INNER	MASTER
5353-000	1/8"	270	540
5353-001	1/4"	270	540
5353-002	3/8"	225	450
5353-003	1/2"	200	400
5353-004	3/4"	160	320
5353-005	1"	80	160
5353-006	1 1/4"	32	64
5353-007	1 1/2"	24	48
5353-008	2"	5	40

PIPE INSERT FITTINGS - GALVANIZED STEEL



PART NO.	SIZE	BOX	MASTER
MALE INSERT ADAPTER			
5354-003	1/2"	50	200
5354-004	3/4"	50	200
5354-005	1"	25	100
5354-006	1 1/4"	25	50
5354-007	1 1/2"	25	50
5354-008	2"	5	45
INSERT COUPLING			
5355-003	1/2"	50	200
5355-004	3/4"	50	200
5355-005	1"	25	100
5355-006	1 1/4"	25	50
5355-007	1 1/2"	25	50
5355-008	2"	5	25

Terms and Conditions

Our catalogue contains product specifications of certain products sold by John L. Schultz Ltd. John L. Schultz Ltd. may, from time to time, discontinue, change or otherwise modify without notice any of the products listed herein. Possession of our catalogue or price sheets by any person is not to be construed as an offer to sell that person or anyone else the goods listed herein at the price stated. All prices subject to change without notice.

TERMS OF PAYMENT

Net terms – 30 days from invoice date. A 1 1/2% service charge per month will be added to any past due balance.

FREIGHT POLICY

Freight charges will be prepaid on orders for \$1500.00 NET or more for shipment to one destination. Otherwise freight terms are collect, from our Dorval, Quebec warehouse.

RETURNED GOODS

Merchandise may not be returned for credit unless the Seller has agreed to accept the return in writing. Where returns are accepted, a deduction of 20% or \$20.00, whichever is greater will be made for re-handling. All transportation costs for returned goods must be paid by the Buyer. In any event, only saleable merchandise of standard manufacture may be returned for credit.

SHORTAGES OR VARIANCES

No claims for variances from or shortages in any order will be considered unless presented within 5 days after receipt of goods.

MINIMUM ORDER

An order for items included in our catalogue for which invoice prices aggregate less than \$100.00 NET will be billed at \$100.00

LIMITED WARRANTY

If within one year from date of sale, any part that is proven defective by our inspection in material or workmanship, and has not been subjected to abusive treatment or faulty installation, will be replaced free of charge, but with no allowance for labour, other expenses or losses. This warranty and limit of liability are exclusive, no other warranty expressed or implied is made, nor any other responsibility, expressed or implied, assumed.

DAMAGE

We take the greatest care in packing and shipping our merchandise and are not responsible for damage incurred after shipment has been delivered to the carrier. All claims should be made to the carrier for damaged or lost merchandise.

JOHN L. SCHULTZ LTD.
1723 55th Ave.
Dorval, Quebec
H9P 2W3